



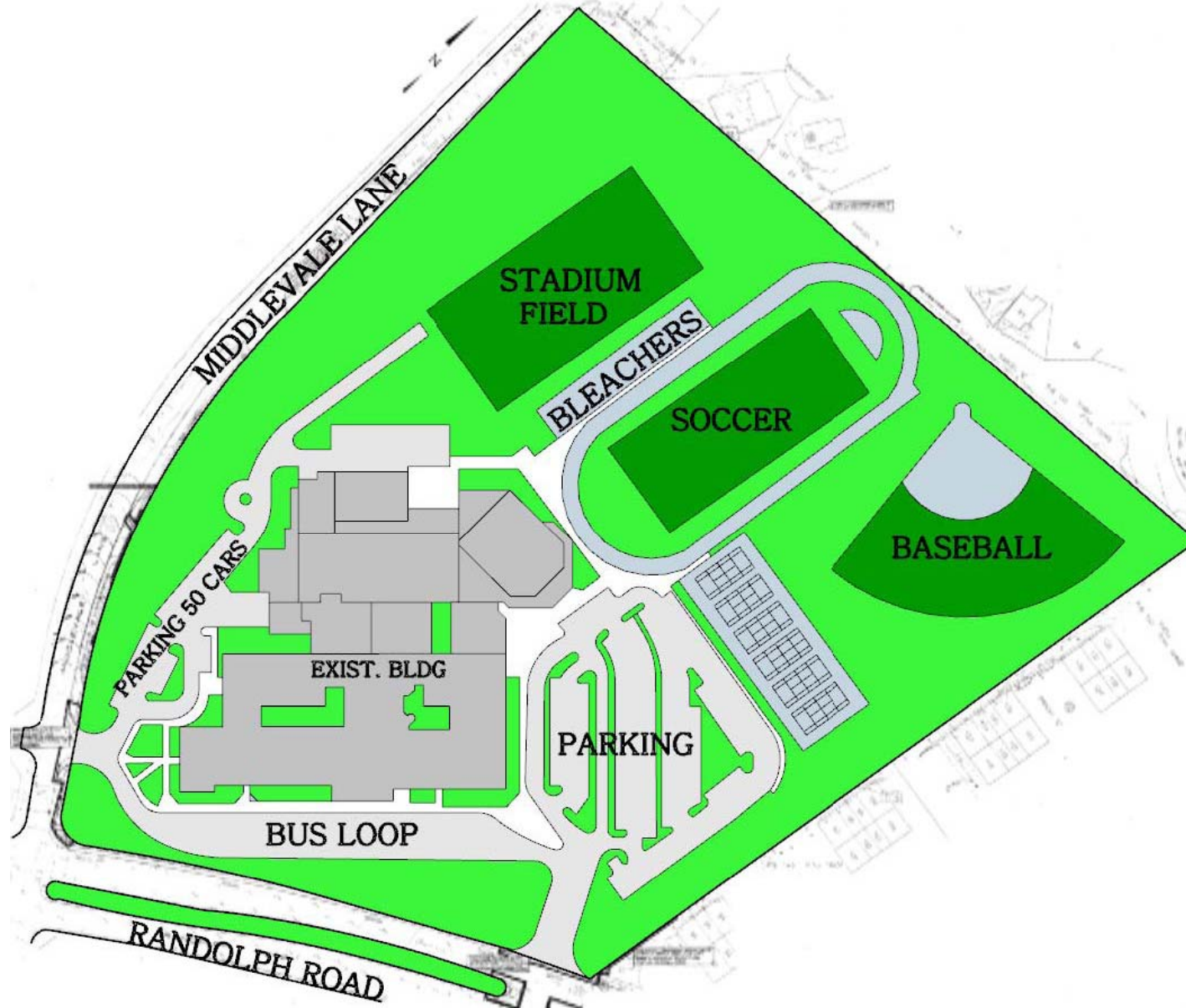
John F. Kennedy High School Addition



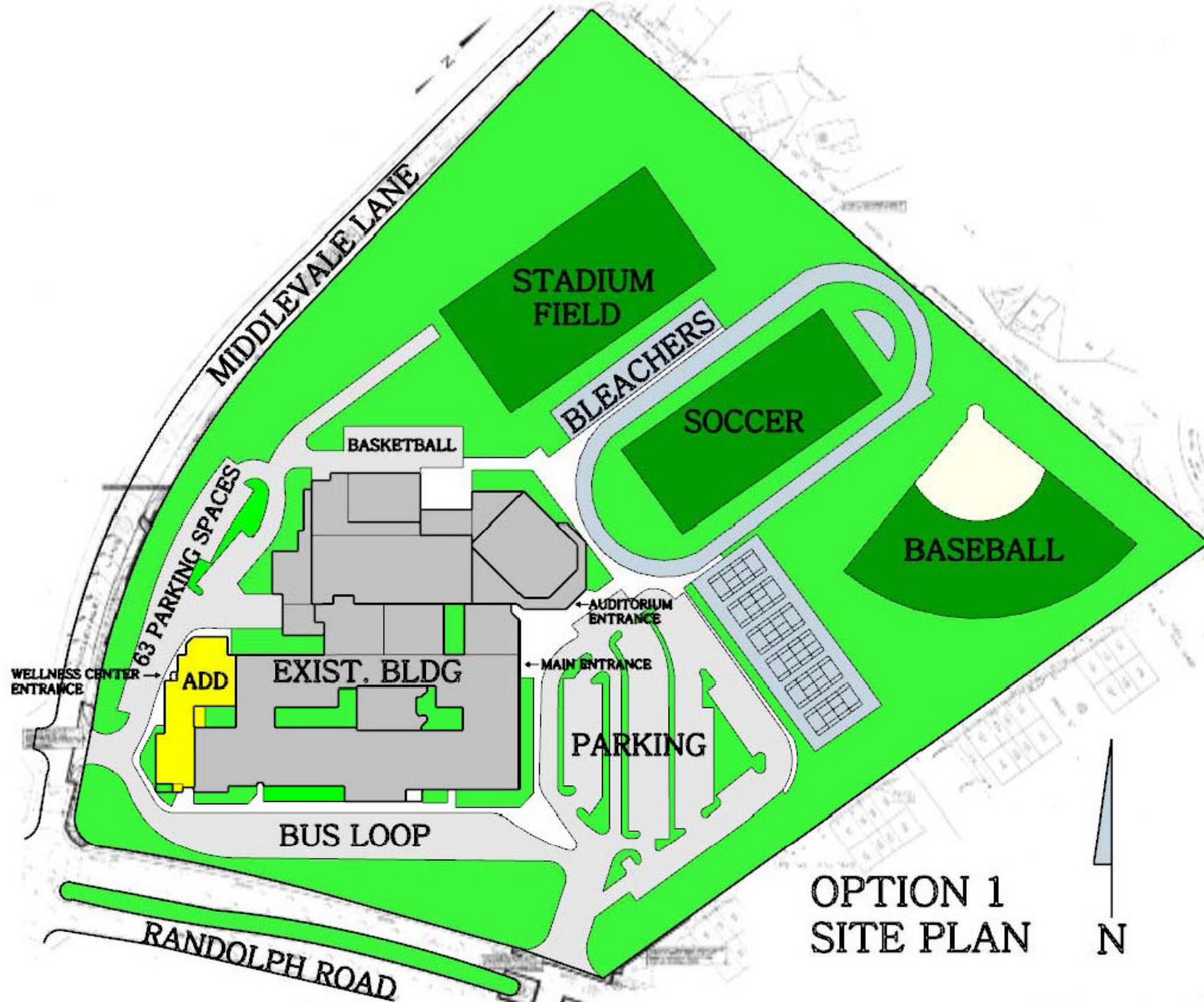
Delmar Architects, P.A.

John F. Kennedy High School

EXISTING SITE PLAN



John F. Kennedy High School



John F. Kennedy High School




Option 1 view of left front

John F. Kennedy High School



Option 1 close up view of left front

John F. Kennedy High School



Option 1 view of new main entrance canopy

OPTION 1 PROS

1. THE WELLNESS CENTER IS STRAIGHT DOWN THE HALL FROM THE MAIN OFFICE
2. PARKING FOR THE WELLNESS CENTER IS AWAY FROM PARKING FOR SPORTS AND AUDITORIUM EVENTS
3. THE NEW CLASSROOMS AND SCIENCE LABS ARE NEAR EXISTING SCIENCE LABS.
4. OPTION 1 IS A MORE EFFICIENT USE OF SPACE.
5. OPTION 1 IS LESS DISRUPTIVE TO THE FRONT ENTRANCE
6. THERE IS LESS SITE WORK INVOLVED.
7. THE NEW SPECIAL EDUCATION SUITE IS NEAR THE EXISTING SPECIAL EDUCATION ROOMS
8. SINCE THIS SCHEME IS THE MOST ECONOMICAL WE MAY BE ABLE TO IMPROVE THE LOOK OF THE FRONT OF THE BUILDING AND THE MAIN ENTRANCE.

OPTION 1 CONS

1. THE NEW ADMINISTRATIVE ROOMS ARE NOT NEAR THE EXISTING ADMINISTRATION

John F. Kennedy High School



John F. Kennedy High School



Option 2 view of right front

John F. Kennedy High School



Option 2 view of front of addition

OPTION 2 PROS

1. THE FRONT OF THE BUILDING WILL HAVE A NEW LOOK
2. THE NEW ADMINISTRATIVE ROOMS WILL BE NEAR THE EXISTING ADMINISTRATION

OPTION 2 CONS

1. THE WELLNESS CENTER IS NOT CLOSE TO THE MAIN OFFICE
2. PARKING FOR THE WELLNESS CENTER IS ON THE SAME SIDE AS PARKING FOR SPORTS AND AUDITORIUM EVENTS
3. THE NEW CLASSROOMS AND SCIENCE LABS ARE NOT NEAR EXISTING SCIENCE LABS.
4. OPTION 2 IS A LESS EFFICIENT USE OF SPACE.
5. OPTION 2 IS DISRUPTIVE TO THE FRONT ENTRANCE
6. THERE IS MORE SITE WORK INVOLVED.
7. THE NEW SPECIAL EDUCATION SUITE IS NOT NEAR THE EXISTING SPECIAL EDUCATION ROOMS
8. TWO EXISTING CLASSROOMS ARE LOST TO CIRCULATION
9. THE MAIN ENTRANCE IS NOW HIDDEN FROM THE STREET BY THE ADDITION

THE END