



William Tyler Page Elementary School Addition Schematic Design



Delmar Architects, P.A.



The Program



Classrooms:

- 1 Prekindergarten 1300 SF
- 2 Kindergarten 1300 SF
- 11 Standard Classrooms @840 SF each

Support Rooms:

- 1 Large Instructional Support Room 600 SF
- 1 Small Instructional Support Room @450 SF each
- 1 Personal Care Room 50 SF

Multipurpose Room:

Expand the Multipurpose room by 1300 Square feet

- 1 Before/After Care Prep Area 12 SF
- 1 Before/After Care Storage 100 SF

Kitchen:

- 1 Serving line 300 SF
- 1 Walk-in Cooler 155 SF

Administration:

- 1 Assistant Principal Office 125 SF

Counseling Services:

- 1 Itinerant Staff Office 125 SF

Staff Development:

- 1 Staff Development Office 100 SF
- 1 Training/Conference Room 400 SF
- 1 Reading Specialist Office 100 SF

Health Services Suite(Expand existing into the Parent Resource Room):

Expand Rest Area 100 SF
Health Assessment/Isolation Room 100 SF

Building Service Facilities:


- 1 Building Services Outdoor Storage 175 SF
- 2 General Storage each @240 SF

Repurpose B101 to Dual Purpose Room
Look at repurposing a small instructional room into an instrumental room.

Existing Aerial View



Existing Satellite View



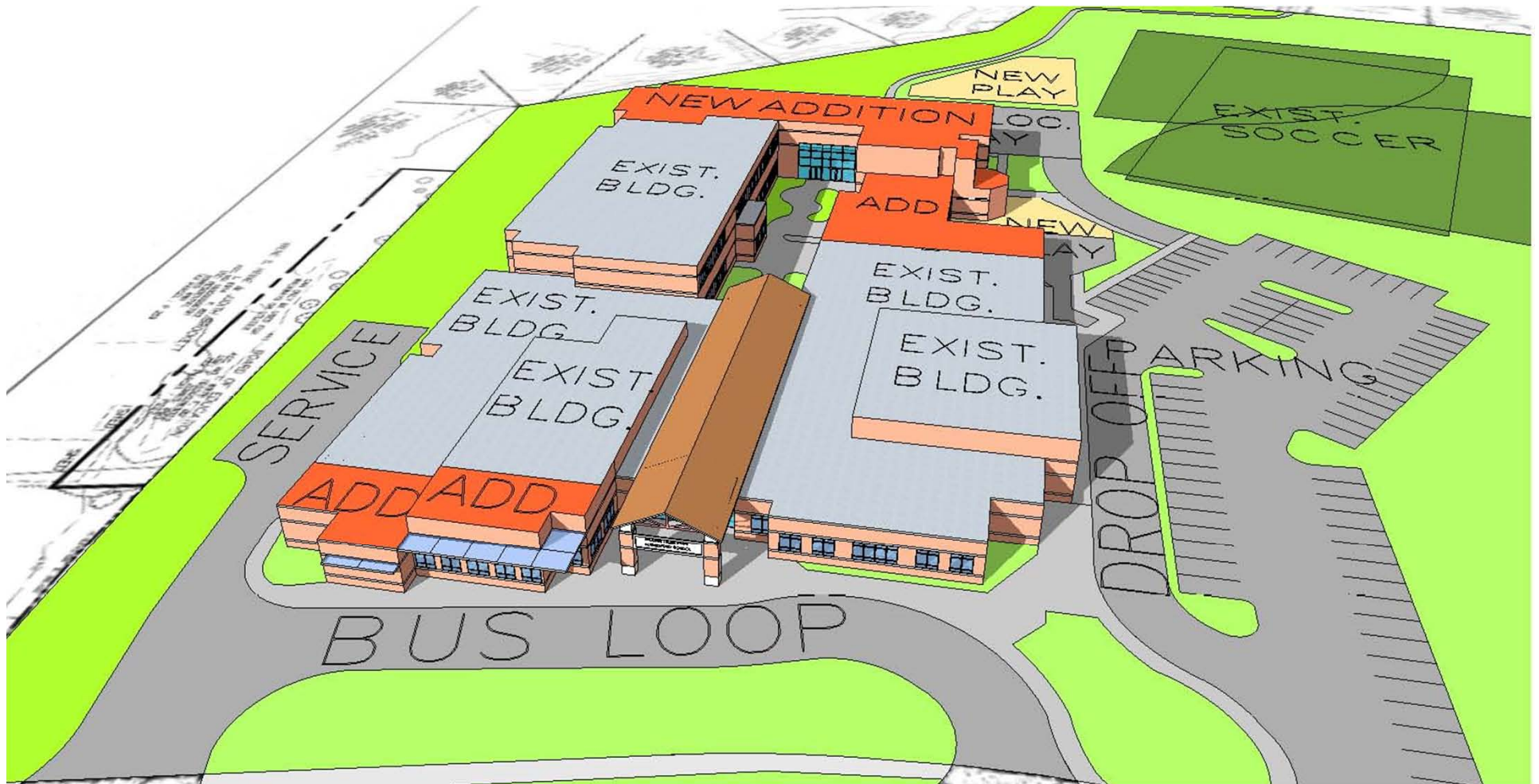
Existing Site Plan



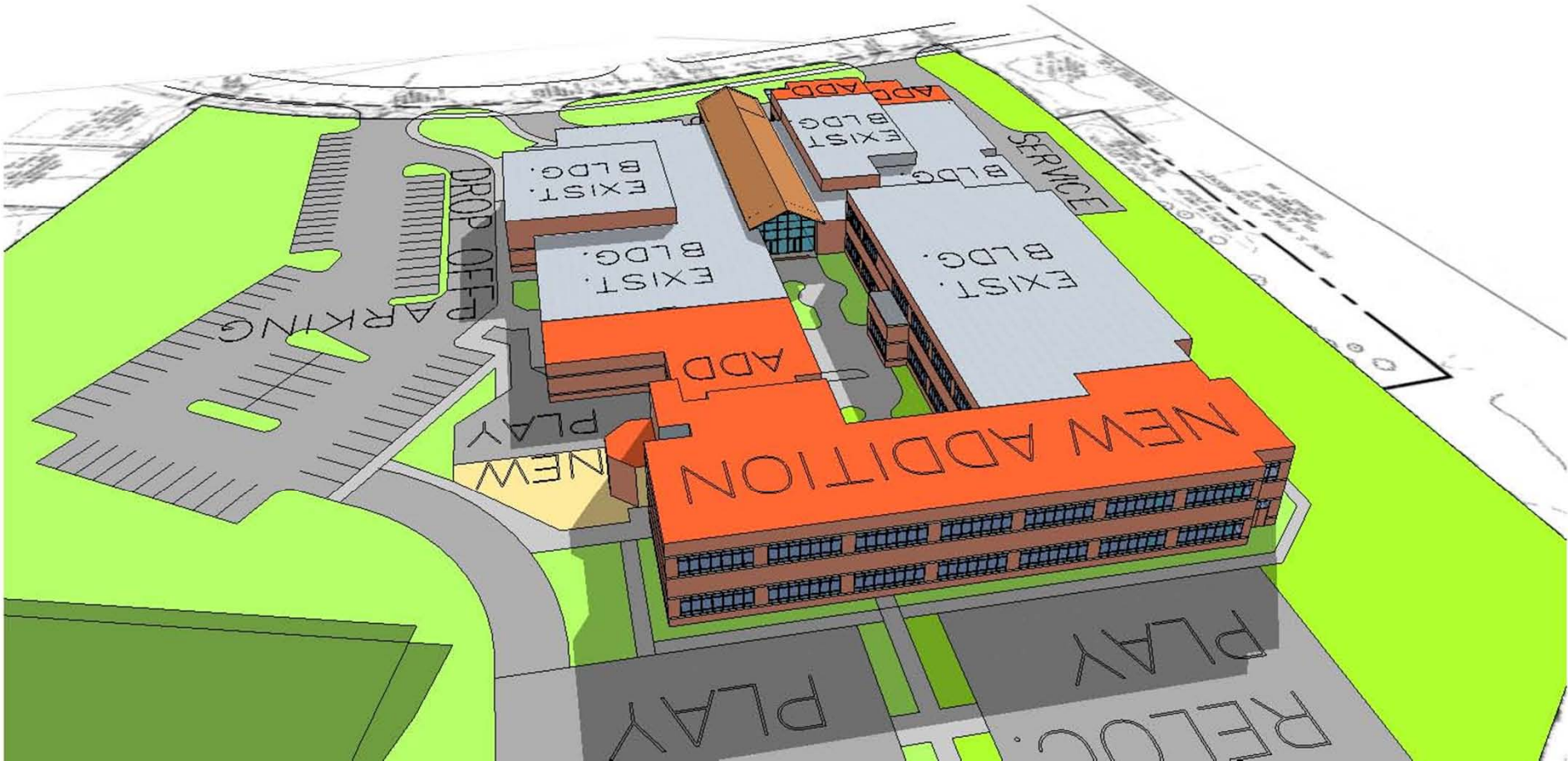
Proposed Site Plan –Option 1



Proposed Front Aerial View – Option 1



Proposed Back Aerial View – Option 1



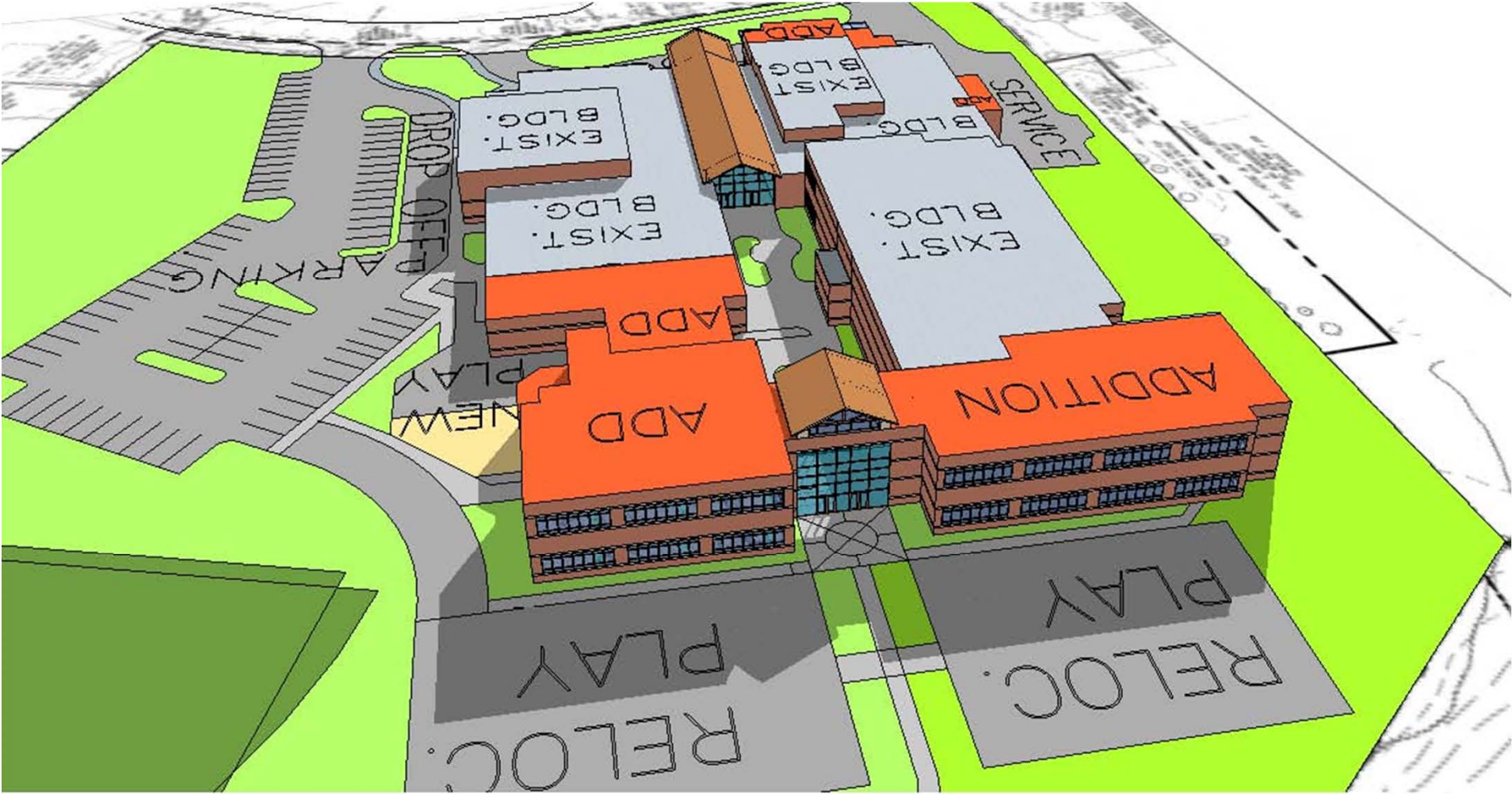
Proposed Site Plan –Option 2



Proposed Front Aerial View – Option 2



Proposed Back Aerial View – Option 2



Proposed Site Plan –Option 3



Proposed Front Aerial View – Option 3



Proposed Back Aerial View – Option 3



Proposed Site Plan – Options



Option 1 Site Plan



Option 2 Site Plan



Option 3 Site Plan



The End

