



Wayside Elementary School

Electrical Consumption (kWh)

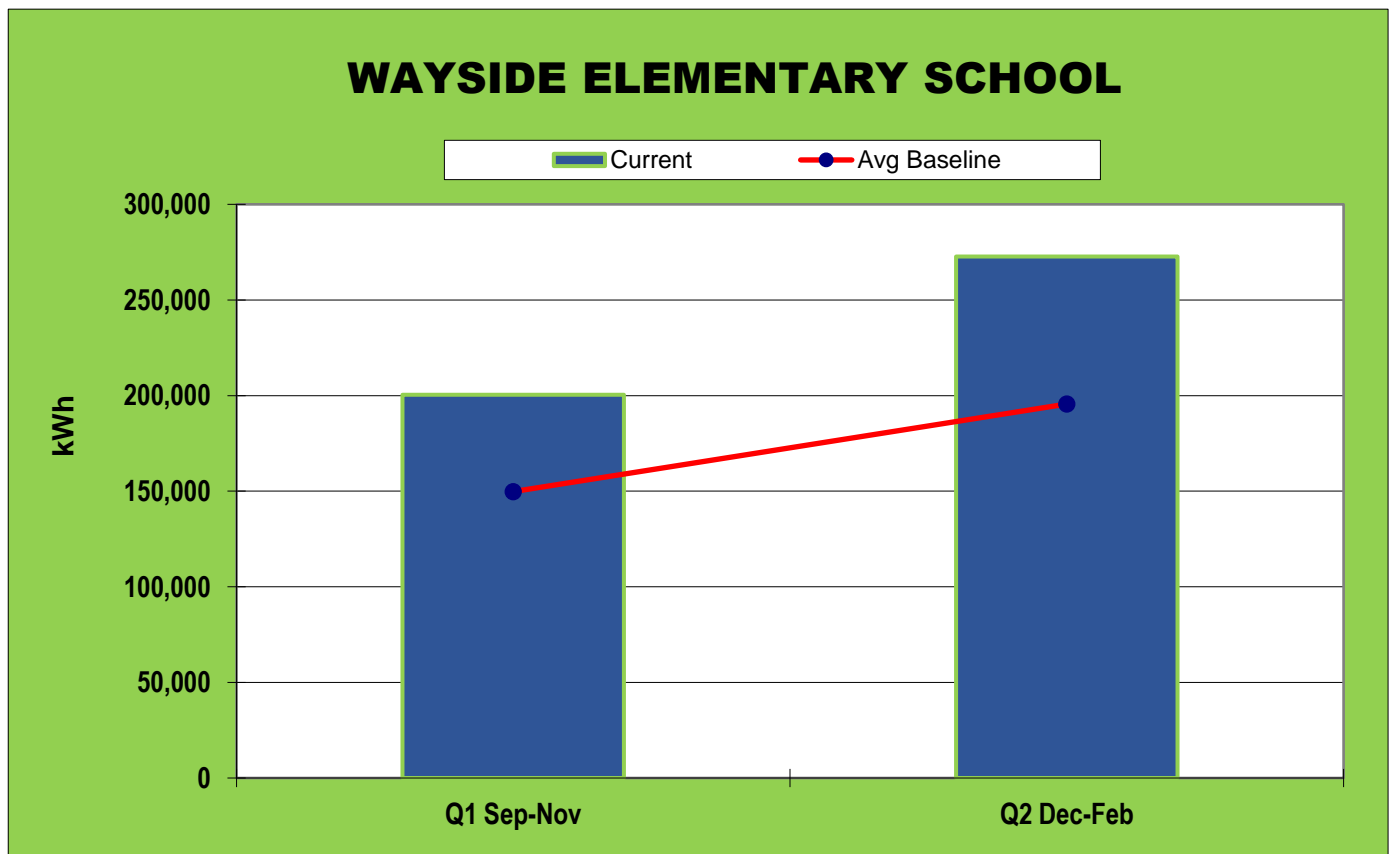
School Year 2019-2020 vs. Average Baseline Years

2018-2019

ENERGY CHART

| | kWh | kWh | Quarter (Q) | kWh | YTD | Current Quarter |
|------------------|----------------|----------------|-------------|----------------|------------|------------------------|
| Month | Current | Avg Baseline | %Change | Current YTD | % Change | Actual kWh/Sq.Ft. |
| Q1 Sep-Nov | 200,471 | 149,790 | 34% | 200,471 | 34% | 2.15 (kWh/SqFt) |
| Q2 Dec-Feb | 272,697 | 195,574 | 39% | 473,168 | 37% | 2.92 (kWh/SqFt) |
| 2019-2020 | 473,168 | 345,364 | 37% | 473,168 | 37% | 5.06 (kWh/SqFt) |

*Due to COVID-19 school closings and limited use of school buildings, energy data for 2019-20 Q3 (Mar-May) and Q4 (Jun-Aug) will not be published.



It's your world. Choose to conserve!



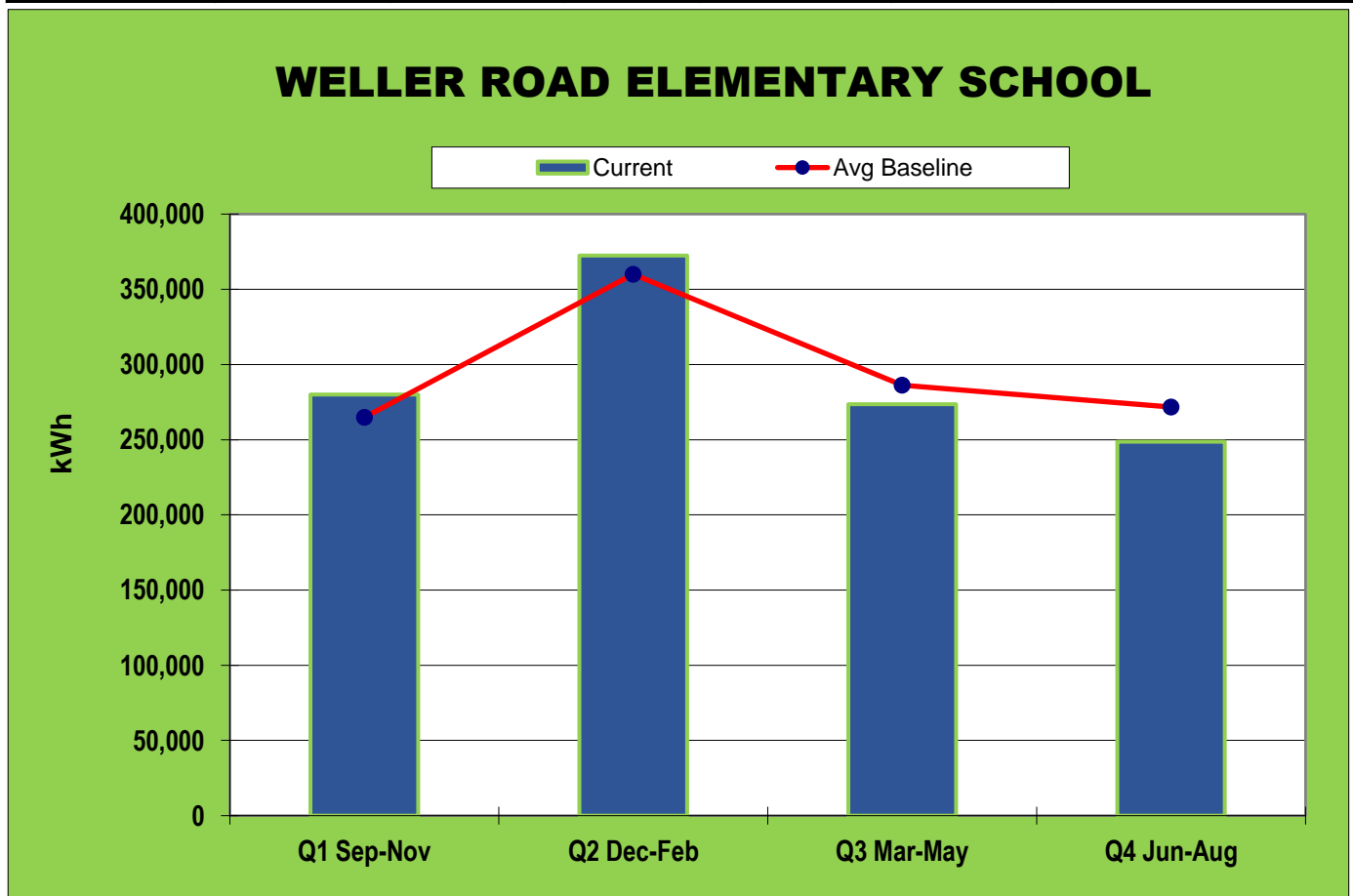
Weller Road Elementary School

Electrical Consumption (kWh)

School Year 2018-2019 vs. Average Baseline Years 2014-2018

ENERGY CHART

| | kWh | kWh | Quarter | kWh | YTD | Current Quarter |
|------------------|------------------|------------------|------------|------------------|------------|------------------------|
| Month | Current | Avg Baseline | %Change | Current YTD | % Change | Actual kWh/Sq.Ft. |
| Q1 Sep-Nov | 280,001 | 264,837 | 6% | 280,001 | 6% | 2.31 (kWh/SqFt) |
| Q2 Dec-Feb | 372,530 | 360,038 | 3% | 652,531 | 4% | 3.07 (kWh/SqFt) |
| Q3 Mar-May | 273,471 | 286,239 | -4% | 926,002 | 2% | 2.25 (kWh/SqFt) |
| Q4 Jun-Aug | 248,679 | 271,622 | -8% | 1,174,681 | -1% | 2.05 (kWh/SqFt) |
| 2018-2019 | 1,174,681 | 1,182,735 | -1% | 1,174,681 | -1% | 9.68 (kWh/SqFt) |



It's your world. Choose to conserve!



WELLER ROAD ELEMENTARY SCHOOL

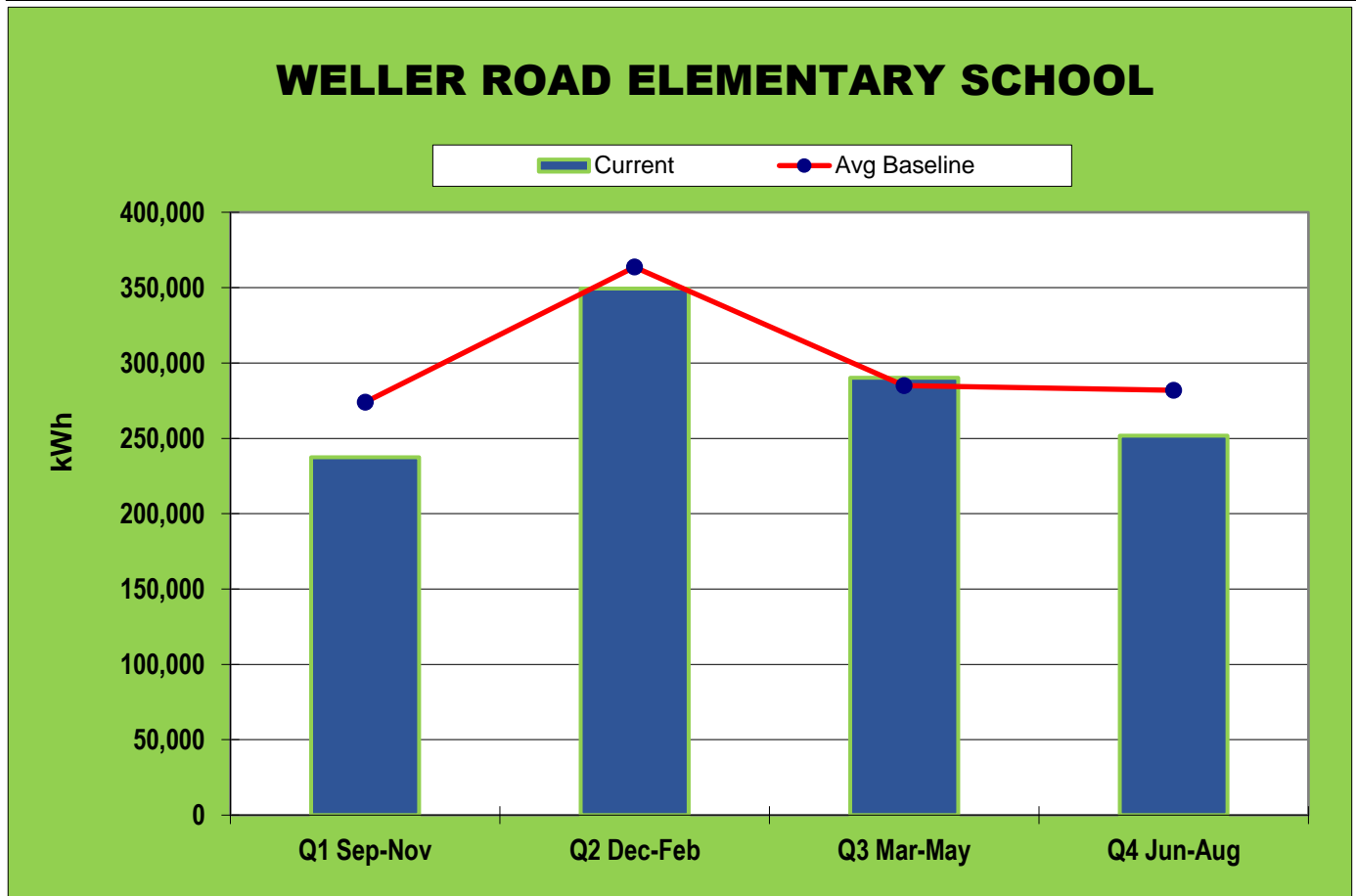
Electrical Consumption (kWh)

School Year 2017-2018 vs. Average Baseline Years

2014-2017

ENERGY CHART

| | kWh | kWh | Quarter | kWh | YTD | Current Quarter |
|----------------|------------------|------------------|------------|------------------|------------|------------------------|
| Month | Current | Avg Baseline | %Change | Current YTD | % Change | Actual kWh/Sq.Ft. |
| Q1 Sep-Nov | 237,356 | 273,997 | -13% | 237,356 | -13% | 1.96 (kWh/SqFt) |
| Q2 Dec-Feb | 349,298 | 363,617 | -4% | 586,654 | -8% | 2.88 (kWh/SqFt) |
| Q3 Mar-May | 290,249 | 284,902 | 2% | 876,903 | -5% | 2.39 (kWh/SqFt) |
| Q4 Jun-Aug | 251,838 | 281,786 | -11% | 1,128,741 | -6% | 2.08 (kWh/SqFt) |
| 2017-18 | 1,128,741 | 1,204,303 | -6% | 1,128,741 | -6% | 9.30 (kWh/SqFt) |



It's your world... choose to conserve.



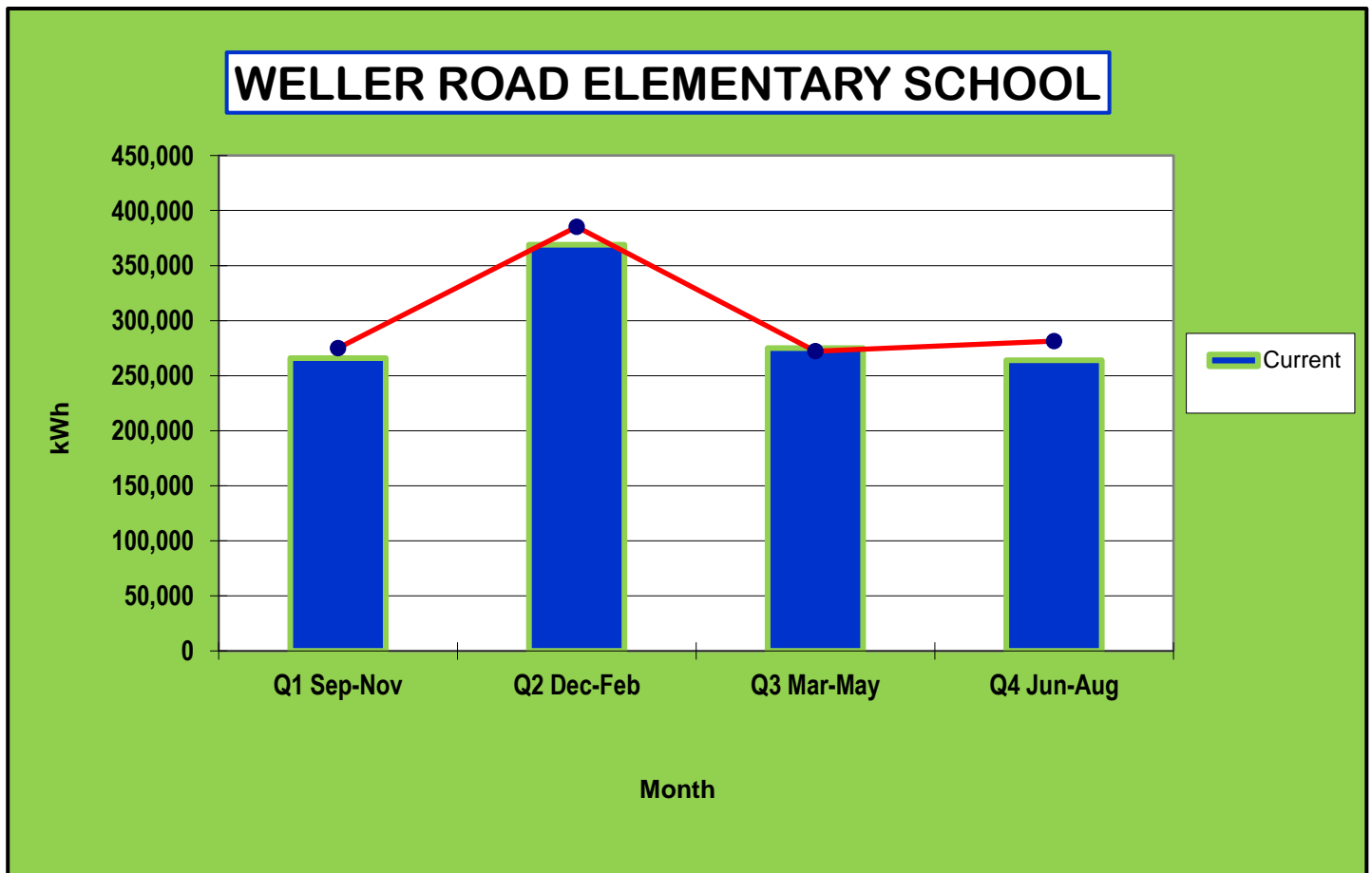
WELLER ROAD ELEMENTARY SCHOOL

Electrical Consumption (kWh)

School Year 2016-17 vs. Avg Baseline 2014-2016

ENERGY CHART

| Month | kWh | kWh | Quarter | kWh | YTD | Current Quarter |
|----------------|------------------|------------------|------------|------------------|------------|------------------------|
| | Current | Avg Baseline | %Change | Current YTD | % Change | Actual kWh/Sq.Ft. |
| Q1 Sep-Nov | 265,829 | 275,157 | -3% | 265,829 | -3% | 2.19 (kWh/SqFt) |
| Q2 Dec-Feb | 368,805 | 385,256 | -4% | 634,634 | -4% | 3.04 (kWh/SqFt) |
| Q3 Mar-May | 275,187 | 272,201 | 1% | 909,821 | -2% | 2.27 (kWh/SqFt) |
| Q4 Jun-Aug | 264,135 | 281,331 | -6% | 1,173,956 | -3% | 2.18 (kWh/SqFt) |
| 2016-17 | 1,173,956 | 1,213,944 | -3% | 1,173,956 | -3% | 9.67 (kWh/SqFt) |



It's your world... choose to conserve.



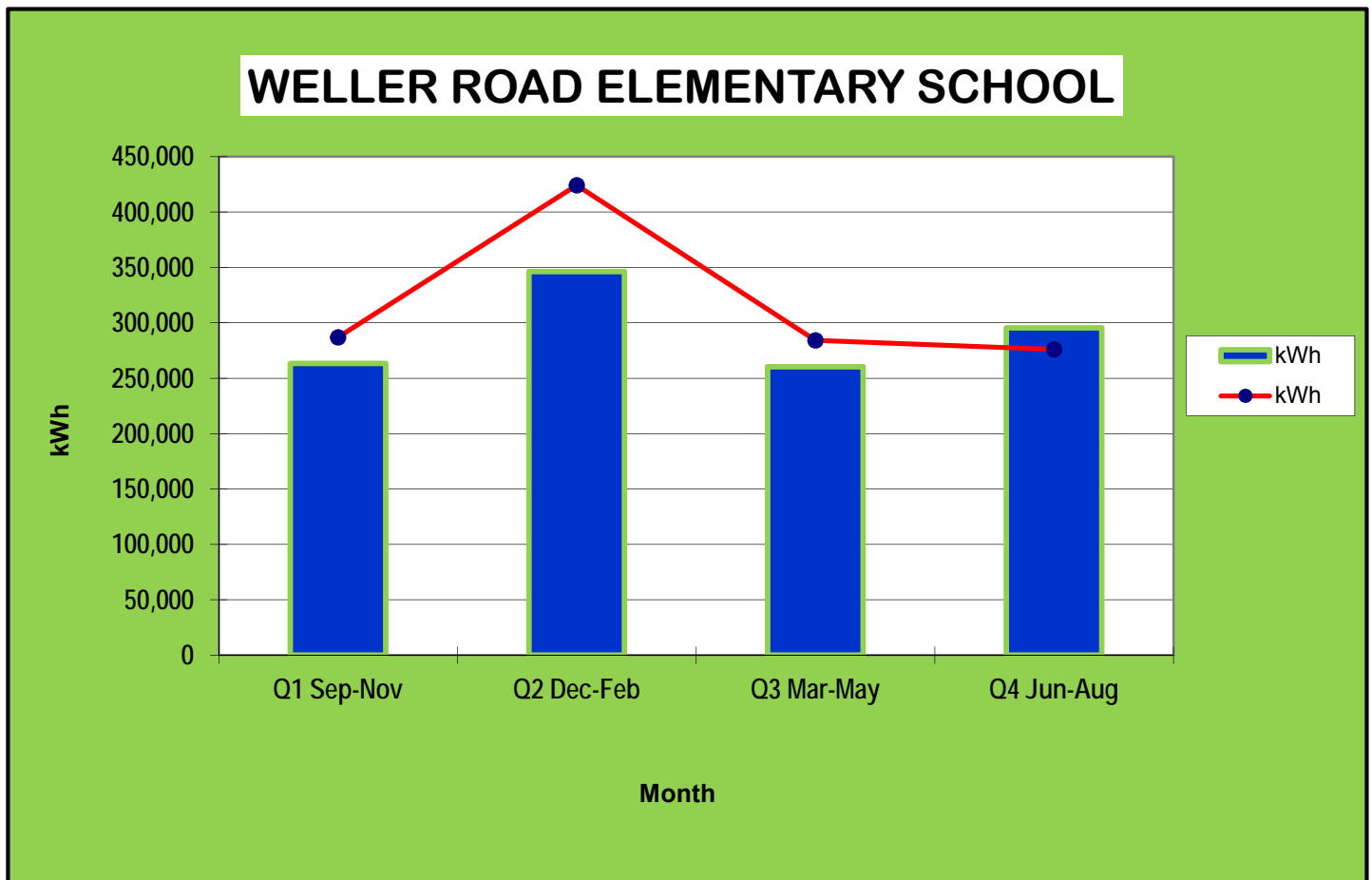
WELLER ROAD ELEMENTARY SCHOOL

Electrical Consumption (kWh)

School Year (2015-16) vs. Average Baseline (2014-15)

ENERGY CHART

| Month | Current kWh | Avg Baseline kWh | %Change Quarter | Current YTD kWh | % Change YTD | Current Quarter Actual kWh/Sq.Ft. |
|----------------------|------------------|------------------|-----------------|------------------|--------------|-----------------------------------|
| Q1 Sep-Nov | 263,305 | 287,008 | -8% | 263,305 | -8% (Q1) | 2.17 (kWh/SqFt) |
| Q2 Dec-Feb | 346,311 | 424,201 | -18% | 609,616 | -14% (Q1-Q2) | 2.85 (kWh/SqFt) |
| Q3 Mar-May | 260,325 | 284,076 | -8% | 869,941 | -13% (Q1-Q3) | 2.15 (kWh/SqFt) |
| Q4 Jun-Aug | 295,551 | 275,835 | 7% | 1,165,492 | -8% (Q1-Q4) | 2.44 (kWh/SqFt) |
| Total 2015-16 | 1,165,492 | 1,271,120 | -8% | 1,165,492 | -8% | 9.60 (kWh/SqFt) |



It's your world... choose to conserve.