



Garrett Park Elementary School

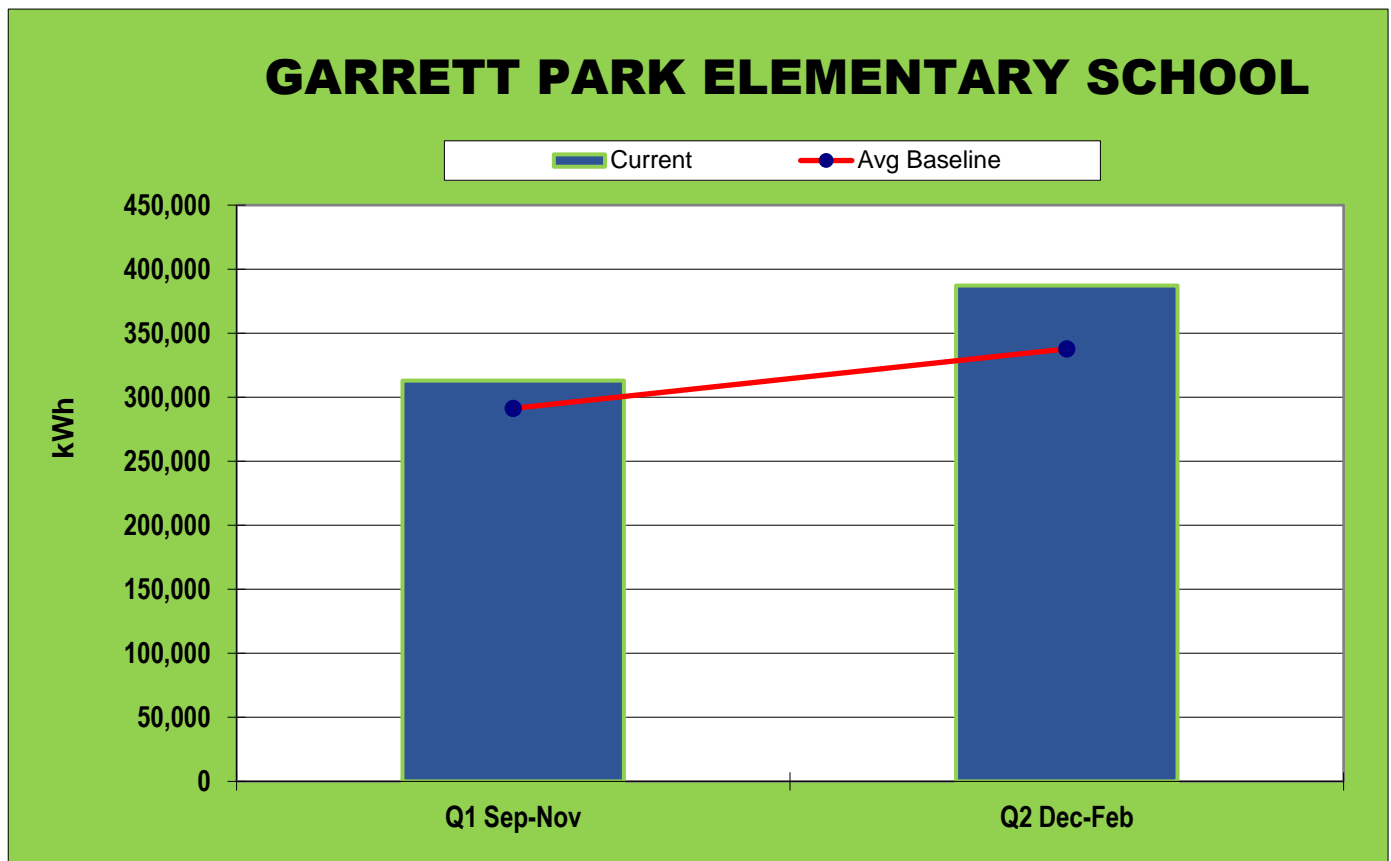
Electrical Consumption (kWh)

School Year 2019-2020 vs. Average Baseline Years 2014-2019

ENERGY CHART

| | kWh | kWh | Quarter (Q) | kWh | YTD | Current Quarter |
|------------------|----------------|----------------|-------------|----------------|------------|------------------------|
| Month | Current | Avg Baseline | %Change | Current YTD | % Change | Actual kWh/Sq.Ft. |
| Q1 Sep-Nov | 312,870 | 291,299 | 7% | 312,870 | 7% | 3.25 (kWh/SqFt) |
| Q2 Dec-Feb | 387,301 | 337,766 | 15% | 700,171 | 11% | 4.02 (kWh/SqFt) |
| 2019-2020 | 700,171 | 629,065 | 11% | 700,171 | 11% | 7.27 (kWh/SqFt) |

*Due to COVID-19 school closings and limited use of school buildings, energy data for 2019-20 Q3 (Mar-May) and Q4 (Jun-Aug) will not be published.



It's your world. Choose to conserve!



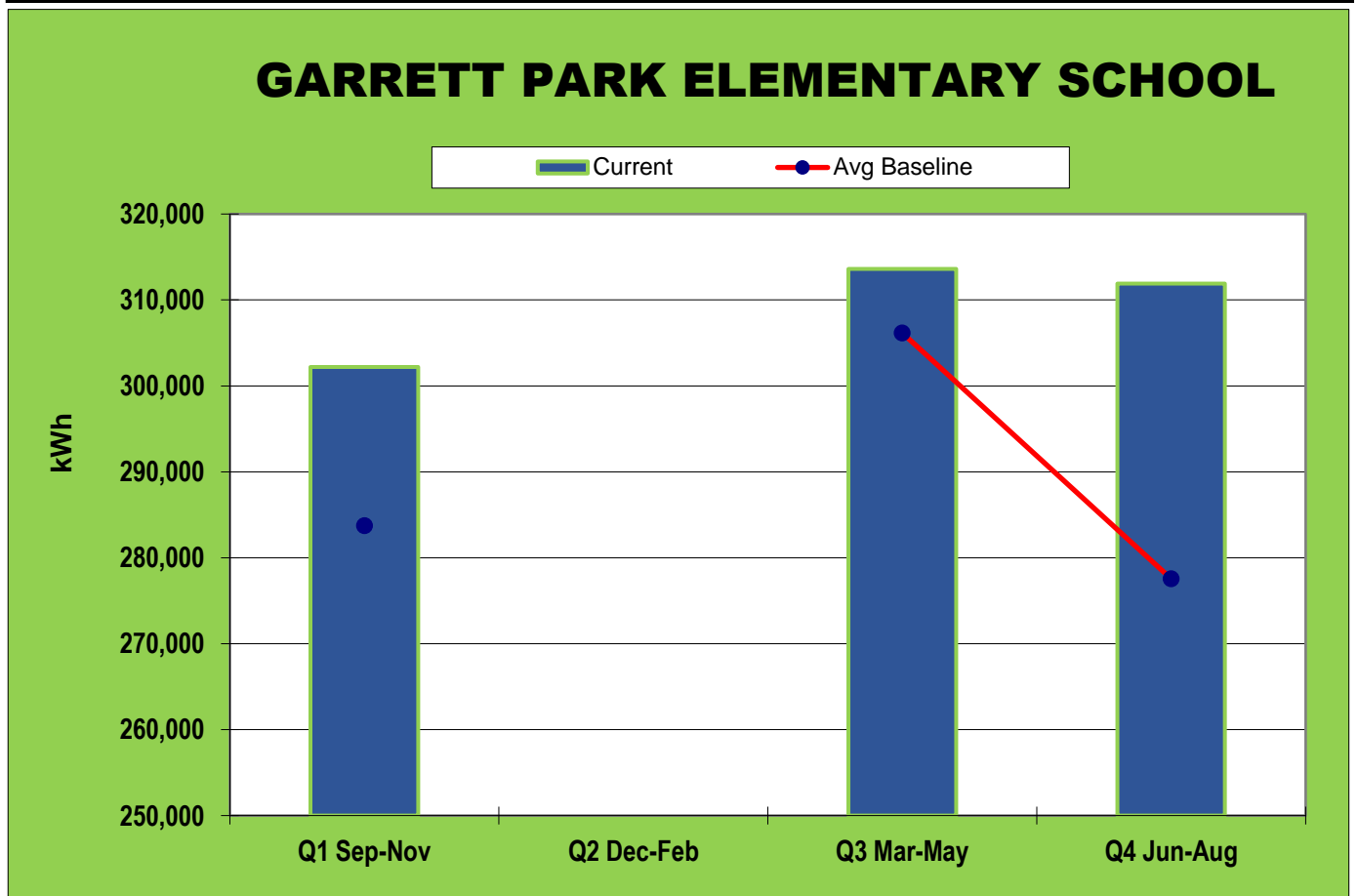
Garrett Park Elementary School

Electrical Consumption (kWh)

School Year 2018-2019 vs. Average Baseline Years 2014-2018

ENERGY CHART

| | kWh | kWh | Quarter | kWh | YTD | Current Quarter |
|------------------|----------------|----------------|-----------------------|----------------|-----------|------------------------|
| Month | Current | Avg Baseline | %Change | Current YTD | % Change | Actual kWh/Sq.Ft. |
| Q1 Sep-Nov | 302,209 | 283,749 | 7% | 302,209 | 7% | 3.14 (kWh/SqFt) |
| Q2 Dec-Feb | | | Q2 Data Not Available | | | |
| Q3 Mar-May | 313,608 | 306,167 | 2% | 615,818 | 4% | 3.25 (kWh/SqFt) |
| Q4 Jun-Aug | 311,892 | 277,548 | 12% | 927,710 | 7% | 3.24 (kWh/SqFt) |
| 2018-2019 | 927,710 | 867,464 | 7% | 927,710 | 7% | 9.63 (kWh/SqFt) |



It's your world. Choose to conserve!



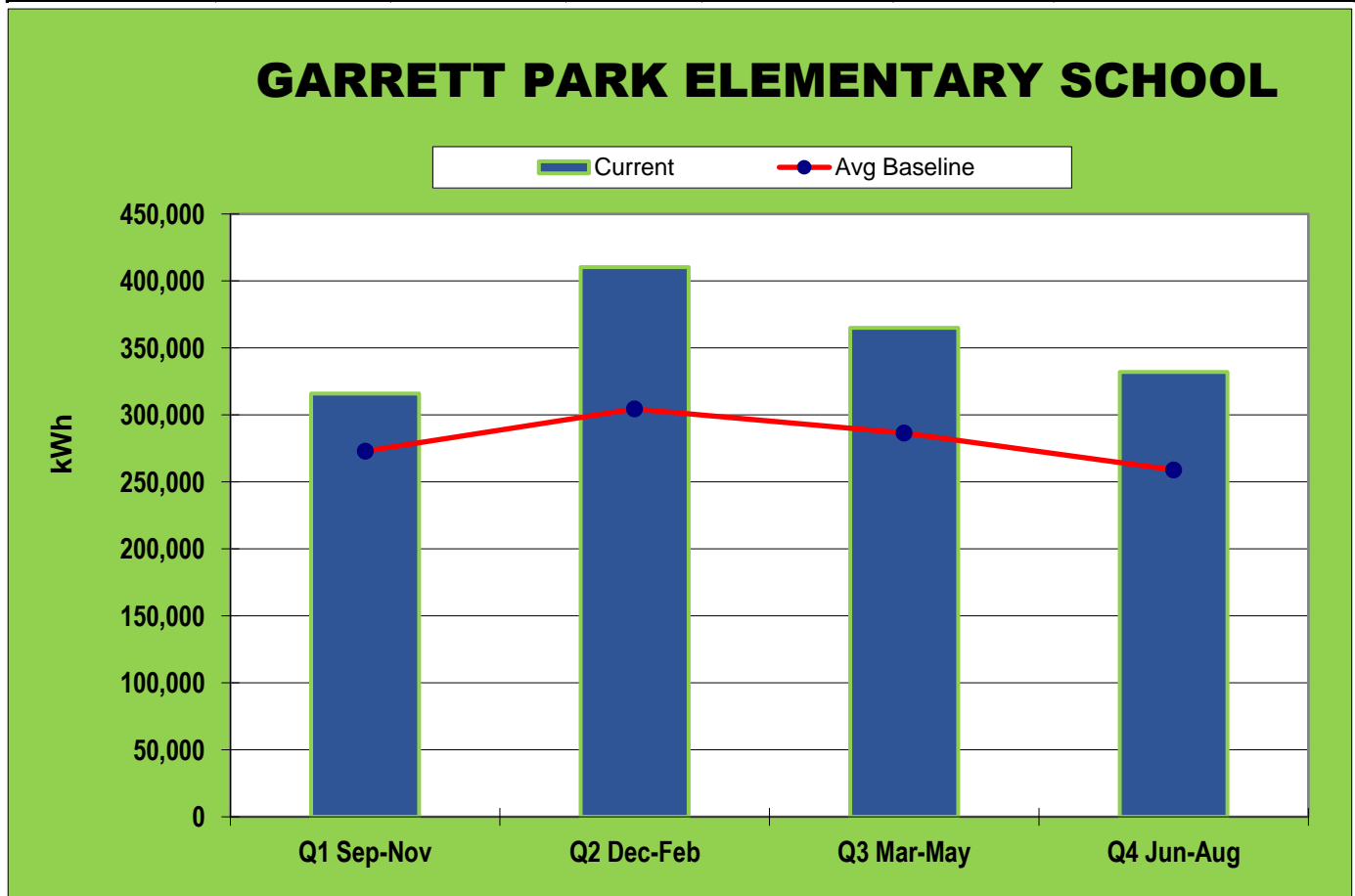
GARRETT PARK ELEMENTARY SCHOOL

Electrical Consumption (kWh)

School Year 2017-2018 vs. Average Baseline Years 2014-2017

ENERGY CHART

| | kWh | kWh | Quarter | kWh | YTD | Current Quarter |
|----------------|------------------|------------------|------------|------------------|------------|-------------------------|
| Month | Current | Avg Baseline | %Change | Current YTD | % Change | Actual kWh/Sq.Ft. |
| Q1 Sep-Nov | 316,023 | 272,991 | 16% | 316,023 | 16% | 3.28 (kWh/SqFt) |
| Q2 Dec-Feb | 410,400 | 304,406 | 35% | 726,423 | 26% | 4.26 (kWh/SqFt) |
| Q3 Mar-May | 364,986 | 286,561 | 27% | 1,091,409 | 26% | 3.79 (kWh/SqFt) |
| Q4 Jun-Aug | 332,030 | 258,949 | 28% | 1,423,439 | 27% | 3.45 (kWh/SqFt) |
| 2017-18 | 1,423,439 | 1,122,906 | 27% | 1,423,439 | 27% | 14.77 (kWh/SqFt) |



It's your world... choose to conserve.



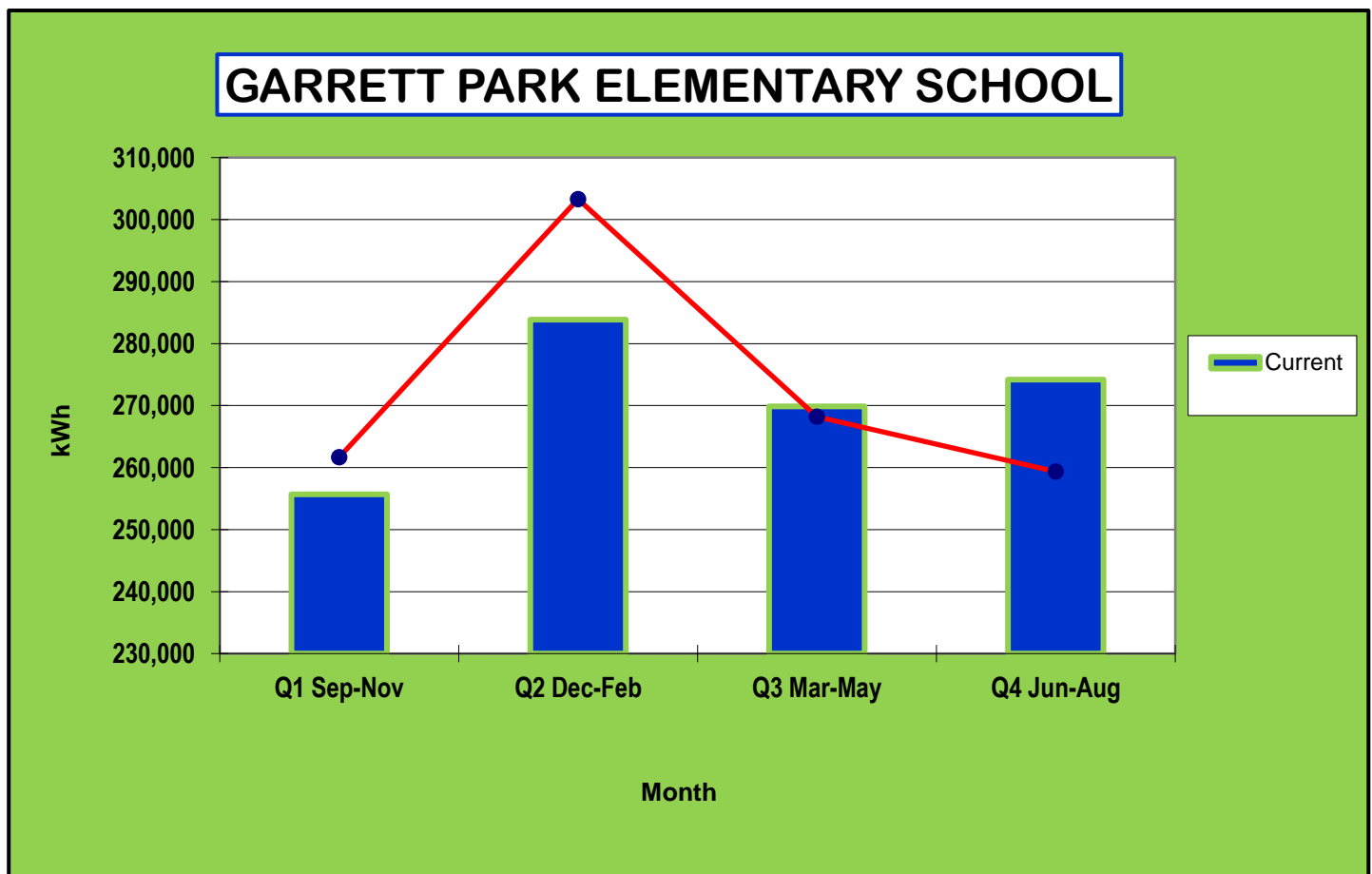
GARRETT PARK ELEMENTARY SCHOOL

Electrical Consumption (kWh)

School Year 2016-17 vs. Avg Baseline 2013-2016

ENERGY CHART

| Month | kWh | kWh | Quarter | kWh | YTD | Current Quarter |
|----------------|------------------|------------------|------------|------------------|------------|-------------------------|
| | Current | Avg Baseline | %Change | Current YTD | % Change | Actual kWh/Sq.Ft. |
| Q1 Sep-Nov | 255,671 | 261,690 | -2% | 255,671 | -2% | 2.65 (kWh/SqFt) |
| Q2 Dec-Feb | 283,878 | 303,300 | -6% | 539,549 | -5% | 2.95 (kWh/SqFt) |
| Q3 Mar-May | 269,854 | 268,182 | 1% | 809,403 | -3% | 2.80 (kWh/SqFt) |
| Q4 Jun-Aug | 274,192 | 259,347 | 6% | 1,083,595 | -1% | 2.85 (kWh/SqFt) |
| 2016-17 | 1,083,595 | 1,092,519 | -1% | 1,083,595 | -1% | 11.25 (kWh/SqFt) |



It's your world... choose to conserve.



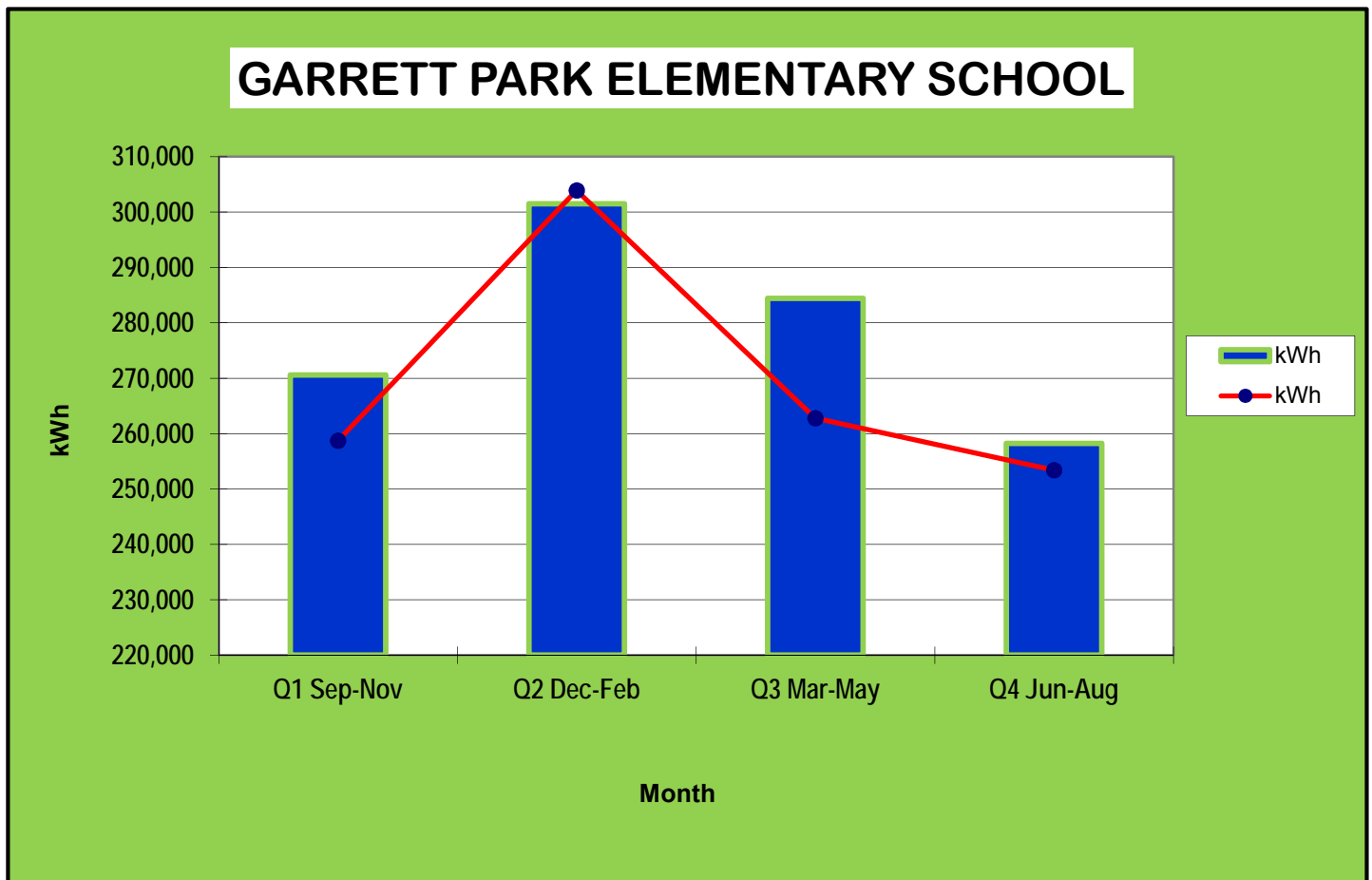
GARRETT PARK ELEMENTARY SCHOOL

Electrical Consumption (kWh)

School Year (2015-16) vs. Average Baseline (2013-15)

ENERGY CHART

| Month | Current kWh | Avg Baseline kWh | %Change Quarter | Current YTD kWh | % Change YTD | Current Quarter Actual kWh/Sq.Ft. |
|----------------------|------------------|------------------|-----------------|------------------|--------------|-----------------------------------|
| Q1 Sep-Nov | 270,600 | 258,720 | 5% | 270,600 | 5% (Q1) | 2.81 (kWh/SqFt) |
| Q2 Dec-Feb | 301,500 | 303,900 | -1% | 572,100 | 2% (Q1-Q2) | 3.13 (kWh/SqFt) |
| Q3 Mar-May | 284,400 | 262,776 | 8% | 856,500 | 4% (Q1-Q3) | 2.95 (kWh/SqFt) |
| Q4 Jun-Aug | 258,218 | 253,400 | 2% | 1,114,718 | 3% (Q1-Q4) | 2.68 (kWh/SqFt) |
| Total 2015-16 | 1,114,718 | 1,078,796 | 3% | 1,114,718 | 3% | 11.57 (kWh/SqFt) |



It's your world... choose to conserve.