

CHAPTER 4

Recommended Actions and Planning Issues

Chapter 4 is organized alphabetically by high school cluster and includes the Downcounty and Northeast consortia. Each section includes a map of the cluster service areas and tables containing enrollment, demographic, room use, and facilities information for individual schools. Approved capital projects in the FY 2005–2010 Capital Improvements Program (CIP) along with recommended amendments to the FY 2005–2010 CIP are included. It is important to note that although cluster organization is used for the presentation of information, planning decisions often cross cluster boundaries in order to meet program and facility needs for all students.

All schools are evaluated based on existing and planned program capacity. While total system enrollment is projected to increase over the next six years, the amount of change varies by grade level. Elementary and middle enrollment has reached a plateau; however, with increases in births in the past three years (as described in Chapter 2) enrollment will begin climbing at the elementary level in 2005. High schools will experience a similar plateau in a few years. A slight decline in enrollment at each level will occur prior to the plateau and future increases. The enrollment dips and plateaus described for each grade level will be only a temporary respite from enrollment growth. Although some overutilization during peak enrollment years will be accommodated with relocatable classrooms, long-term overutilization will require additions and new or reopened facilities for both elementary and secondary schools.

For each cluster and the Downcounty and Northeast consortia, information is presented within a common framework. Planning issues of a clusterwide nature are followed by a discussion of individual secondary and elementary schools with approved

and/or recommended capital projects or non-capital actions. All clusters may not have clusterwide planning issues, and not all schools are discussed in each cluster. Summary tables of approved and recommended capital projects are included for each cluster and the two consortia.

Also, for each cluster and the two consortia, four summary tables and a bar graph are presented. The bar graph shows the effects of approved and recommended additions to capacity in the calculation of future utilization levels. The “Projected Enrollment and Available Capacity” table reflects the projected enrollment six years into the future for elementary and secondary schools, and to the years 2015 and 2020 at the secondary level. Utilization rates are shown with approved and recommended CIP actions. This table also has a “comments” section that contains a brief explanation of program or facility changes that will impact capacity within any given year. To assist readers, a glossary of abbreviations and terms used in the tables and notes is included below. A second table, titled “Demographic Characteristics of Schools, 2004–2005,” shows the following percentages for each school: racial and ethnic group composition; students approved for Free and Reduced-price Meals (FARMS) program for the 2003–2004 school year; participation in the English for Speakers of Other Languages (ESOL) program for the 2004–2005 school year; and Mobility Rate (the number of entries and withdrawals during the 2003–2004 school year as compared to total enrollment). The “Room Use Table (School Year 2004–2005)” reflects detailed room use information for each school along with special education program information.

+ # Rooms—Number of rooms added

@Radnor—Students at holding school (Radnor)

AAC—Augmentative and Alternative Communication

AD—Learning and Academic Disabilities

AUT—Autism

BRIDGE—Bridge class (for some ED students)

Cap. TBD—Capacity to be determined

DHOH—Deaf and Hard of Hearing

ED—Emotional Disability Program

ELC—Elementary Learning Center

ESOL—English for Speakers of Other Languages

HS—Head Start

FDK—Full-day Kindergarten program

LAD—Learning and Academic Disabilities

LANG—Speech/Language Disabilities

LD/GT—Learning Disabled/Gifted and Talented

LFI—Learning for Independence

METS—Multidisciplinary Educational Training and Support class (for nonEnglish-speaking students with limited educational experience)

MSMC—Middle School Magnet Consortium

PD—Physical Disabilities class

PEP—Preschool Education Program

Pre-K—# of sessions of prekindergarten

Pre-K Lang—Preschool speech/language disabilities class

Reg. Sec.—Regular secondary classroom

Reg. Elem.—Regular elementary classroom

Rm CSR—# of classrooms for class-size reduction initiative

SCB—School/Community-Based Programs for Students with Mental Retardation

SLC—Secondary Learning Center

Sup. Rms.—Support rooms, such as art, music, and resource rooms

TBD—To be determined

The final table, titled “Facilities Characteristics of Schools 2004–2005” shows facility information and the combined Facilities Assessment with Criteria and Testing (FACT) and Educational Specification assessments scores (the combined score is used to determine modernization priorities). The lower the combined score the greater the need for modernization.

Following each section is a table labeled “Capital Projects” that summarizes all capital projects for that cluster or consortium.

Three types of projects are identified under the “Status” column. The types of projects are as follows:

- Approved Project has planning and/or construction funding approved in the FY 2005–2010 CIP
- Proposed Project has facility planning approved in the FY 2005–2010 CIP for a facility planning study
- Recommended Project has facility planning funds recommended for the FY 2006 Capital Budget

Clusters for 2004–2005 School Year

BETHESDA-CHEVY CHASE CLUSTER

Bethesda-Chevy Chase HS (9–12)
Westland MS (6–8)
Bethesda ES (K–5)*
Chevy Chase ES (3–6)
North Chevy Chase ES (3–6)
Rock Creek Forest ES (pre-K–5)
Rosemary Hills ES (pre-K–2)*
Somerset ES (K–5)
Westbrook ES (K–5)

WINSTON CHURCHILL CLUSTER

Winston Churchill HS (9–12)
Cabin John MS (6–8) (*shared with Wootton Cluster*)*
Bells Mill ES (pre-K–5)
Seven Locks ES (K–5)
Herbert Hoover MS (6–8)
Beverly Farms ES (K–5)
Potomac ES (K–5)
Wayside ES (K–5)

DAMASCUS CLUSTER

Damascus HS (9–12)
John T. Baker MS (6–8)
Clearspring ES (pre-K–5)
Damascus ES (K–5)
Laytonsville ES (K–5)*
Woodfield ES (K–5)
Rocky Hill MS (6–8)
Cedar Grove ES (K–5)
Clarksburg ES (pre-K–5)
Lois P. Rockwell ES (pre-K–5)

DOWNCOUNTY CONSORTIUM

Montgomery Blair HS (9–12)
Albert Einstein HS (9–12)
John F. Kennedy HS (9–12)
Northwood (9)
Wheaton HS (9–12)
Argyle MS (6–8)
Bel Pre ES (pre-K–2)
Georgian Forest ES (pre-K–5)
Strathmore ES (3–5)
Eastern MS (6–8)
Montgomery Knolls ES (pre-K–2)
New Hampshire Estates ES (pre-K–2)
Oak View ES (3–5)
Pine Crest ES (HS, 3–5)
Col. E. Brooke Lee MS (6–8)
Glenallan ES (pre-K–5)
Kemp Mill ES (pre-K–5)
Newport Mill MS (6–8)
Highland ES (pre-K–5)*
Oakland Terrace ES (K–5)*
Rock View ES (pre-K–5)
Parkland MS (6–8)
Brookhaven ES (pre-K–5)
Harmony Hills ES (pre-K–5)
Viers Mill ES (pre-K–5)
Weller Road ES (pre-K–5)
Wheaton Woods ES (pre-K–5)

Silver Spring International MS (6–8)
Forest Knolls ES (K–5)
Highland View ES (pre-K–5)
Sligo Creek ES (K–5)
Rolling Terrace ES (pre-K–5)
Sligo MS (6–8)
Glen Haven ES (pre-K–5)
Highland ES (pre-K–5)*
Oakland Terrace ES (K–5)*
Woodlin ES (K–5)
Takoma Park MS (6–8)
East Silver Spring ES (pre-K–2)
Piney Branch ES (3–5)
Takoma Park ES (pre-K–2)

GAITHERSBURG CLUSTER

Gaithersburg HS (9–12)
Forest Oak MS (6–8)
Goshen ES (K–5)
Rosemont ES (pre-K–5)
Summit Hall ES (pre-K–5)
Washington Grove ES (pre-K–5)
Gaithersburg MS (6–8)
Gaithersburg ES (pre-K–5)
Laytonsville ES (K–5)*
Strawberry Knoll ES (pre-K–5)

WALTER JOHNSON CLUSTER

Walter Johnson HS (9–12)
North Bethesda MS (6–8)
Ashburton ES (K–5)
Kensington-Parkwood ES (K–5)
Wyngate ES (K–5)
Tilden MS (6–8)
Farmland ES (K–5)
Garrett Park ES (K–5)
Luxmanor ES (K–5)

COL. ZADOK MAGRUDER CLUSTER

Col. Zadok Magruder HS (9–12)
Redland MS (6–8)
Cashell ES (pre-K–5)
Judith A. Resnik ES (pre-K–5)
Sequoyah ES (pre-K–5)
Shady Grove MS (6–8)
Candlewood ES (K–5)
Flower Hill ES (pre-K–5)
Mill Creek Towne ES (pre-K–5)

RICHARD MONTGOMERY CLUSTER

Richard Montgomery HS (9–12)
Julius West MS (6–8)
Beall ES (pre-K–5)
College Gardens ES (pre-K–5)
Ritchie Park ES (K–5)
Twinbrook ES (pre-K–5)

*Denotes schools with split articulation, i.e., some students feed into one school, while other students feed into another school in the same or different cluster.

Clusters for 2004–2005 School Year

NORTHEAST CONSORTIUM

James H. Blake HS (9–12)
Paint Branch HS (9–12)
Springbrook HS (9–12)
Benjamin Banneker MS (6–8)
Burtonsville ES (K–5)
Fairland ES (pre-K–5)
Greencastle ES (pre-K–5)
Briggs Chaney MS (6–8)
Cloverly ES (K–5)*
Galway ES (pre-K–5)
William T. Page ES (pre-K–5)
William H. Farquhar MS (6–8) *(shared with Sherwood Cluster)**
Cloverly ES (K–5)*
Sherwood (K–5)*
Stonegate ES (K–5)*
Francis Scott Key MS (6–8)
Burnt Mills ES (pre-K–5)
Cannon Road ES (K–5)
Cresthaven ES (K–5)
Dr. Charles R. Drew ES (pre-K–5)
White Oak MS (6–8)
Broad Acres ES (pre-K–5)
Jackson Road ES (pre-K–5)
Stonegate ES (K–5)*
Westover ES (K–5)

NORTHWEST CLUSTER

Northwest Area HS (9–12)
Kingsview MS (6–8) *(shared with Quince Orchard Cluster)**
Diamond ES (K–5)*
Ronald McNair ES (pre-K–5)
Spark M. Matsunaga ES (K–5)
Ridgeview MS (6–8) *(shared with Quince Orchard Cluster)**
Darnestown ES (K–5)
Roberto Clemente MS (6–8) *(shared with Seneca Valley Cluster)**
Clopper Mill ES (pre-K–5)
Germantown ES (K–5)

POOLESVILLE CLUSTER

Poolesville HS (9–12)
John Poole MS (6–8)
Monocacy ES (K–5)
Poolesville ES (pre-K–5)

QUINCE ORCHARD CLUSTER

Quince Orchard HS (9–12)
Kingsview MS (6–8) *(shared with Northwest Cluster)**
Brown Station ES (pre-K–5)
Jones Lane ES (K–5)
Ridgeview MS (6–8) *(shared with Northwest Cluster)**
Rachel Carson ES (pre-K–5)
Diamond ES (K–5)*
Fields Road ES (pre-K–5)
Thurgood Marshall ES (K–5)

ROCKVILLE CLUSTER

Rockville HS (9–12)
Earle B. Wood MS (6–8)
Lucy V. Barnsley ES (K–5)
Flower Valley ES (K–5)
Maryvale ES (pre-K–5)
Meadow Hall ES (K–5)
Rock Creek Valley ES (pre-K–5)

SENECA VALLEY CLUSTER

Seneca Valley HS (9–12)
Roberto W. Clemente MS (6–8) *(shared with Northwest Cluster)**
S. Christa McAuliffe ES (pre-K–5)
Dr. Sally K. Ride (pre-K–5)*
Martin Luther King, Jr. MS (6–8)
Fox Chapel ES (pre-K–5)
Lake Seneca ES (K–5)
Dr. Sally K. Ride ES (pre-K–5)*
Waters Landing ES (K–5)

SHERWOOD CLUSTER

Sherwood HS (9–12)
Rosa M. Parks MS (6–8)
Belmont ES (K–5)
Greenwood ES (K–5)
Olney ES (pre-K–5)
William H. Farquhar MS (6–8) *(shared with Northeast Consortium)**
Brooke Grove ES (K–5)
Sherwood ES (K–5)

WATKINS MILL CLUSTER

Watkins Mill HS (9–12)
Montgomery Village MS (6–8)
Stedwick ES (pre-K–5)*
Watkins Mill ES (pre-K–5)
Whetstone ES (pre-K–5)
Neelsville MS (6–8)
Capt. James E. Daly ES (pre-K–5)
South Lake ES (pre-K–5)
Stedwick ES (pre-K–5)*

WALT WHITMAN CLUSTER

Walt Whitman HS (9–12)
Thomas W. Pyle MS (6–8)
Bannockburn ES (K–5)
Bethesda ES (K–5)*
Bradley Hills ES (K–5)
Burning Tree ES (K–5)
Carderock Springs ES (K–5)
Wood Acres ES (K–5)

THOMAS S. WOOTTON CLUSTER

Thomas S. Wootton HS (9–12)
Cabin John MS (6–8) *(shared with Churchill Cluster)**
Cold Spring ES (K–5)
Stone Mill ES (K–5)
Robert Frost MS (6–8)
DuFief ES (K–5)
Fallsmead ES (K–5)
Lakewood ES (K–5)
Travilah ES (K–5)

*Denotes schools with split articulation, i.e., some students feed into one school, while other students feed into another school in the same or different cluster.

CLUSTER PLANNING ISSUES

Capital Project: Restroom renovations are planned for schools in this cluster that were constructed or modernized before 1985 and do not have planning or construction funds approved in the FY 2005–2010 CIP. Schools that are receiving an addition project will have the improvements completed at the same time. Please see Appendix W for the list of schools that are approved to receive restroom renovations.

Planning Issue: A program initiative to provide full-day kindergarten and reduced class sizes in Grades K–2 was introduced in the 2000–2001 school year in schools with the largest number of students affected by poverty and language deficiency. Rock Creek Forest Elementary School receives staffing to reduce class sizes in Grades K–2. Relocatable classrooms are being used to accommodate these initiatives where necessary.

Special and Alternative Programs: Students who reside in the Bethesda-Chevy Chase Cluster, who historically would have attended a Learning Academic Disability or Language program, are now served in an elementary “Home School Model” program. These students are instructed in the general education curriculum with differentiated instruction to accommodate the learning needs and styles of all students in the class. Some of the students may receive instruction in the Fundamental Life Skills curriculum as appropriate. Related services are integrated into regular classroom settings and other school environments.

SCHOOLS

Bethesda-Chevy Chase High School

Utilization: Projections indicate that enrollment at Bethesda-Chevy Chase High School will exceed capacity throughout the six-year CIP period. The build out of five master planned classrooms is needed to accommodate the enrollment.

Capital Project: FY 2006 planning funds are approved to complete the architectural design for the build out. The scheduled completion date for the additional classrooms is August 2009. In order for these classrooms to be completed on schedule, two critical funding sources must be provided. First, the County Council must provide local funding at the levels approved in the FY 2005–2010 CIP, and second, the State of Maryland must provide state funding at the levels projected by the County Council for the FY 2005–2010 CIP.

Westland Middle School

Utilization: Projections indicate that enrollment at Westland Middle School will exceed capacity throughout the six-year CIP period. A six-classroom addition is needed to accommodate the enrollment. Relocatable classrooms will continue to be utilized until an addition is constructed.

Capital Project: Planning funds were first approved in the FY 2001–2006 CIP for the addition. Additional FY 2007 planning and construction funds are approved to complete the addition for August 2008. In order for this addition to be completed on schedule, two critical funding sources must be provided. First, the County Council must provide local funding at the levels approved in the FY 2005–2010 CIP, and second, the State of Maryland must provide state funding at the levels projected by the County Council for the FY 2005–2010 CIP.

Chevy Chase Elementary School

Non-Capital Action: A Center for the Highly Gifted is recommended to begin in August 2005 beginning with Grade 4. A total of 100 students will be served in Grades 4–5. Appendix N displays the recommended catchment area for the new center.

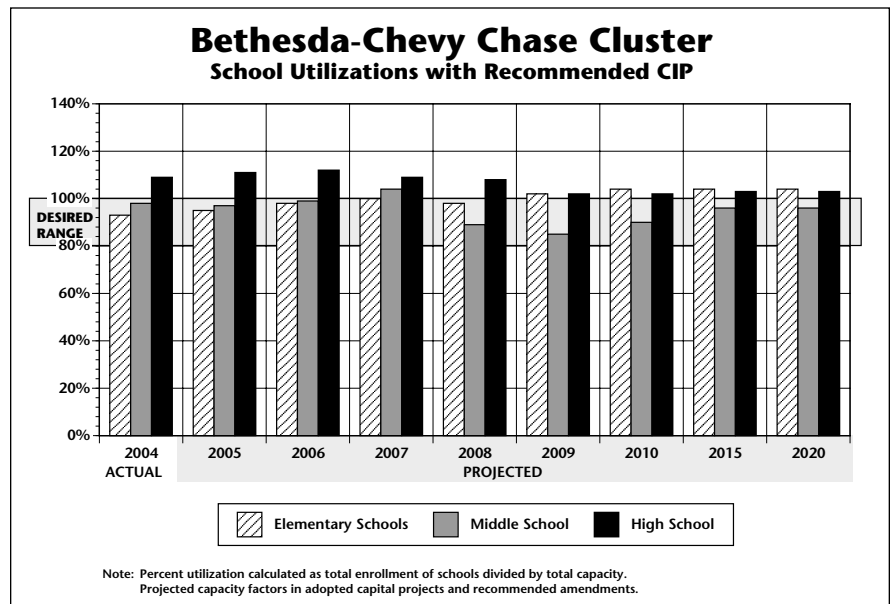
North Chevy Chase Elementary School

Capital Project: FY 2009 planning funds are approved for a gymnasium. The scheduled completion date for the gymnasium is August 2010. In order for this gymnasium to be completed on schedule, the County Council must provide local funding at the levels recommended in the FY 2005–2010 CIP.

Somerset Elementary School

Capital Project: A modernization is underway for this school with a scheduled completion date of August 2005. FY 2005 construction funds were approved to complete construction of the modernization.

Capital Project: FY 2005 construction funds were approved to construct a gymnasium at Somerset Elementary School as part of the modernization.



Westbrook Elementary School

Capital Project: FY 2009 planning funds are approved for a gymnasium. The scheduled completion date for the gymnasium is August 2010. In order for this gymnasium to be completed on schedule, the County Council must provide local funding at the levels approved in the FY 2005–2010 CIP.

CAPITAL PROJECTS

School	Project	Status	Date of Completion
B-CC HS	5-classroom build out	Approved	Aug. 2009
Westland MS	6-classroom addition	Approved	Aug. 2008
North Chevy Chase ES	Gymnasium	Approved	Aug. 2010
Somerset ES	Modernization	Approved	Aug. 2005
Somerset ES	Gymnasium	Approved	Aug. 2005
Westbrook ES	Gymnasium	Approved	Aug. 2010

BETHESDA-CHEVY CHASE CLUSTER

Projected Enrollment and Space Availability

Effects of the Recommended Amendments to the FY 2005-2010 CIP and Non-CIP Actions on Space Available

Schools		Actual	Projections							
		04-05	05-06	06-07	07-08	08-09	09-10	10-11	2015	2020
Bethesda-Chevy Chase HS	Program Capacity	1,552	1,552	1,539	1,539	1,539	1,652	1,652	1,652	1,652
	Enrollment	1,697	1,730	1,725	1,677	1,664	1,679	1,689	1,700	1,700
	Available Space	(144)	(178)	(186)	(138)	(125)	(28)	(38)	(48)	(48)
	Comments		Planning For Addition	+1 LFI			+5 Rooms			
Westland MS	Program Capacity	963	963	963	963	1,098	1,098	1,098	1,098	1,098
	Enrollment	948	936	956	999	972	935	991	1,050	1,050
	Available Space	15	27	7	(36)	126	163	107	48	48
	Comments	-1 SCB -1 LAD		Planning For Addition		+6 Rooms				
Bethesda ES Grades (K-5) Grades (3-5) Paired With Rosemary Hills ES	Program Capacity	438	438	438	413	413	413	413		
	Enrollment	402	412	424	432	435	437	438		
	Available Space	36	26	14	(19)	(22)	(24)	(25)		
	Comments				+FDK					
Chevy Chase ES Grades (3-6) Paired With Rosemary Hills ES	Program Capacity	430	430	430	430	430	430	430		
	Enrollment	370	391	438	426	430	437	443		
	Available Space	60	39	(8)	4	0	(7)	(13)		
	Comments		+Center for Highly Gifted							
North Chevy Chase ES Grades (3-6) Paired With Rosemary Hills ES	Program Capacity	300	300	300	300	300	300	300		
	Enrollment	328	310	307	300	323	333	341		
	Available Space	(28)	(10)	(7)	0	(23)	(33)	(41)		
	Comments									
Rock Creek Forest ES	Program Capacity	488	488	488	488	488	488	488		
	Enrollment	492	484	481	481	479	475	483		
	Available Space	(4)	4	7	7	9	13	5		
	Comments									
Rosemary Hills ES Grades (K-2) Paired With Bethesda ES Chevy Chase ES North Chevy Chase ES	Program Capacity	660	538	538	538	538	538	538		
	Enrollment	564	614	625	611	604	606	608		
	Available Space	96	(76)	(87)	(73)	(66)	(68)	(70)		
	Comments	-1KLAD '+2 pre-K AUT	+FDK							
Somerset ES	Program Capacity	388	538	491	491	491	491	491		
	Enrollment	389	419	416	422	428	444	452		
	Available Space	(1)	119	75	69	63	47	39		
	Comments	@ Radnor	Mod. Comp. Aug. 05 + Gym	+FDK						
Westbrook ES	Program Capacity	339	339	339	314	314	314	314		
	Enrollment	295	277	285	290	300	312	315		
	Available Space	44	62	54	24	14	2	(1)		
	Comments				+FDK					
Cluster Information	HS Utilization	109%	111%	112%	109%	108%	102%	102%	103%	103%
	HS Enrollment	1,697	1,730	1,725	1,677	1,664	1,679	1,689	1,700	1,700
	MS Utilization	98%	97%	99%	104%	89%	85%	90%	96%	96%
	MS Enrollment	948	936	956	999	972	935	991	1,050	1,050
	ES Utilization	93%	95%	98%	100%	101%	102%	104%	104%	104%
ES Enrollment	2,840	2,907	2,976	2,962	2,999	3,044	3,080	3,100	3,100	

BETHESDA-CHEVY CHASE CLUSTER

Demographic Characteristics of Schools

Schools	2004-2005						2003-2004*		
	Total Enrollment	African American %	American Indian %	Asian American %	Hispanic %	White %	FARMS %	ESOL** %	Mobility Rate*** %
Bethesda-Chevy Chase HS	1,697	14.7%	0.3%	6.3%	14.6%	64.2%	7.5%	6.2%	8.9%
Westland MS	948	13.7%	0.1%	6.5%	16.6%	63.1%	12.6%	5.2%	6.3%
Bethesda ES	402	7.7%	0.0%	12.9%	11.9%	67.4%	8.6%	10.3%	20.3%
Chevy Chase ES	370	15.1%	0.3%	6.8%	10.3%	67.6%	19.6%	9.4%	9.7%
North Chevy Chase ES	328	18.3%	0.3%	5.8%	6.1%	69.5%	7.9%	3.6%	3.3%
Rock Creek Forest ES	492	19.9%	0.6%	6.5%	25.8%	47.2%	24.3%	10.2%	8.8%
Rosemary Hills ES	564	14.0%	0.4%	5.5%	12.6%	67.6%	17.9%	10.9%	9.0%
Somerset ES	389	3.6%	0.0%	6.9%	8.0%	81.5%	2.9%	12.1%	11.8%
Westbrook ES	295	2.7%	0.3%	6.4%	6.4%	84.1%	1.4%	2.1%	7.0%
Elementary Cluster Total	2,840	12.2%	0.3%	7.2%	12.5%	67.9%	13.0%	8.9%	10.0%
Elementary County Total	62,868	22.6%	0.3%	14.8%	21.3%	41.0%	28.5%	10.8%	17.2%

*Percent of students approved for Free and Reduced-priced Meals Program (FARMS) and

Percent of English for Speakers of Other Languages (ESOL) data was not complete for the 2004-2005 school year at the time of publication.

**High School ESOL students are served at regional ESOL centers.

***Mobility Rate is the number of entries plus withdrawals during the 2003-2004 school year compared to total enrollment.

Projected Enrollment and Space Availability

Effects of the Recommended Amendments to the FY 2005-2010 CIP and Non-CIP Actions on Space Available

Schools		Actual	Projections							
		04-05	05-06	06-07	07-08	08-09	09-10	10-11	2015	2020
Bethesda-Chevy Chase HS	Program Capacity	1,552	1,552	1,539	1,539	1,539	1,652	1,652	1,652	1,652
	Enrollment	1,697	1,730	1,725	1,677	1,664	1,679	1,689	1,700	1,700
	Available Space	(144)	(178)	(186)	(138)	(125)	(28)	(38)	(48)	(48)
	Comments		Planning For Addition	+1 LFI			+5 Rooms			
Westland MS	Program Capacity	963	963	963	963	1,098	1,098	1,098	1,098	1,098
	Enrollment	948	936	956	999	972	935	991	1,050	1,050
	Available Space	15	27	7	(36)	126	163	107	48	48
	Comments	-1 SCB -1 LAD		Planning For Addition		+6 Rooms				
Bethesda ES	Program Capacity	438	438	438	413	413	413	413		
	Grades (K-5) Enrollment	402	412	424	432	435	437	438		
	Grades (3-5) Available Space	36	26	14	(19)	(22)	(24)	(25)		
	Paired With Rosemary Hills ES	Comments			+FDK					
Chevy Chase ES	Program Capacity	430	430	430	430	430	430	430		
	Grades (3-6) Enrollment	370	391	438	426	430	437	443		
	Paired With Rosemary Hills ES	Available Space	60	39	(8)	4	0	(7)	(13)	
	Comments		+Center for Highly Gifted							

BETHESDA-CHEVY CHASE CLUSTER

Facility Characteristics of Schools 2004-2005

Schools	Year Opened	Year Ren./ Mod.	Total Square Feet	Site Size Acres	Park Adjacent	FACT Assess. Score	Child Care				Reloc. Class. 2004-05	Link. To Learn. Prgms.	Elem. Gym
							Joint Use	Shared Space	County Owned	Private Mod.			
Bethesda-Chevy Chase HS	1934	2002	289,611	16.4									
Westland MS	1951	1997	146,006	25.1				Yes			6		
Bethesda ES	1952	1999	62,557	7.5			Yes	Yes			2		Yes
Chevy Chase ES	1936	2000	70,976	3.8			Yes	Yes					Yes
North Chevy Chase ES	1953	1995	42,035	7.9				Yes			3		
Rock Creek Forest ES	1950	1971	54,522	8		1492	Yes	Yes			4		Yes
Rosemary Hills ES	1956	1988	70,541	6.1			Yes				1		Yes
Somerset ES	1949	2004	42,514	3.7		1422	Yes	Yes					
Westbrook ES	1939	1990	46,822	12.5	PK			Yes		Yes			

Note: PK denotes that a park is adjacent to the school.

Winston Churchill Cluster

Montgomery County Public Schools
850 Hungerford Drive

Map Compiled by MCPS Department of Planning and Capital Programming Sep 27, 2004
Map base provided by Montgomery County DTS Geographic Information System Division

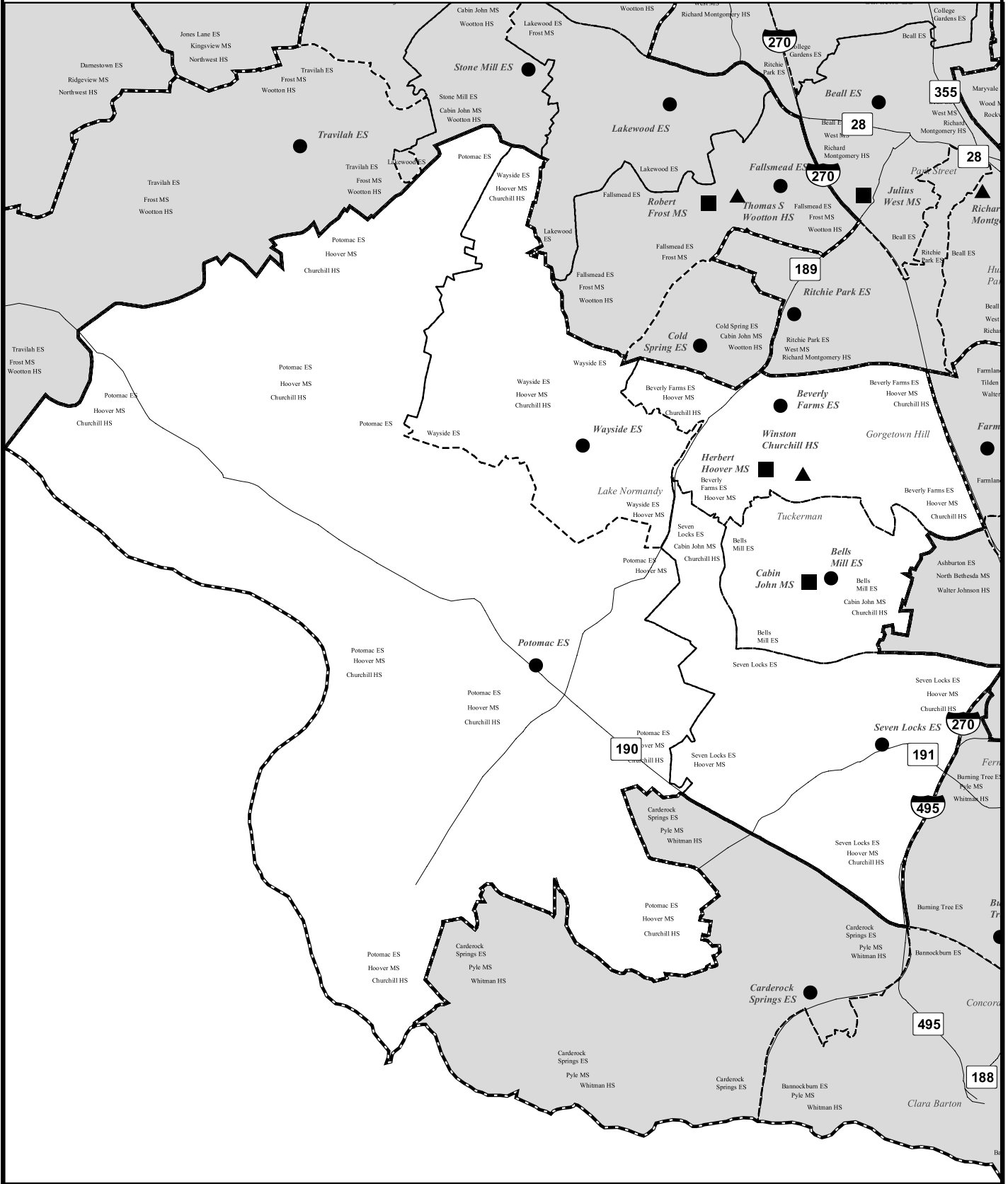


- | | | | |
|--------|-----|---------|-------------------|
| Closed | New | Current | Grades K-2 |
| ⊙ | ○ | ◐ | Grades 3-6 or 3-5 |
| ⊚ | ○ | ● | Grades K-5 |
| ⊠ | □ | ■ | Middle Schools |
| ▲ | △ | ▲ | High Schools |

Vicinity Map



- Cluster Service Areas
- - - ES Service Areas
- Major Roads



CLUSTER PLANNING ISSUES

Planning Issue: As a result of enrollment growth in the county, many high schools are stretched beyond their capacities and have enrollments that exceed 2,000 students. Projected enrollment growth will only exacerbate this problem. Many high schools, especially in the central part of the county, do not have adequate site sizes or core facilities to accommodate the projected enrollment. A new high school will be needed in the next ten years to relieve overcrowding in some high schools and to bring the student overrollment at these schools below the school capacity. A site selection committee will be formed to explore sites for a new high school.

Planning Issue: Potomac Elementary School currently houses a Chinese Immersion Program. This program primarily serves students from the Potomac Elementary School service area. In order to serve a greater number of students in the county, a second location will be created at College Gardens Elementary School in the Richard Montgomery Cluster. This new program will serve students from the entire county and will begin in August 2005 with Grades K–1.

Capital Project: Restroom renovations are planned for schools in this cluster that were constructed or modernized before 1985 and do not have planning or construction funds approved in the FY 2005–2010 CIP. Schools that are receiving an addition project will have the improvements completed at the same time. Please see Appendix W for the list of schools that are approved to receive restroom renovations.

SCHOOLS

Cabin John Middle School

Capital Project: The modernization project for this school is scheduled for completion in August 2011. In order for the latest code information, program requirements, and enrollment projections to be included in the architectural designs for modernization projects, planning for projects should occur in close proximity to the approved construction schedule for those projects. FY 2007 facility planning funds are approved for a facility planning study to determine the scope and cost of the modernization. In order for this modernization to be completed on schedule, two critical funding sources must remain as programmed. First, the County Council must provide local funding at the levels approved in the FY 2005–2010 CIP, and second the State of Maryland must provide state funding at levels projected by the County Council for the FY 2005–2010 CIP.

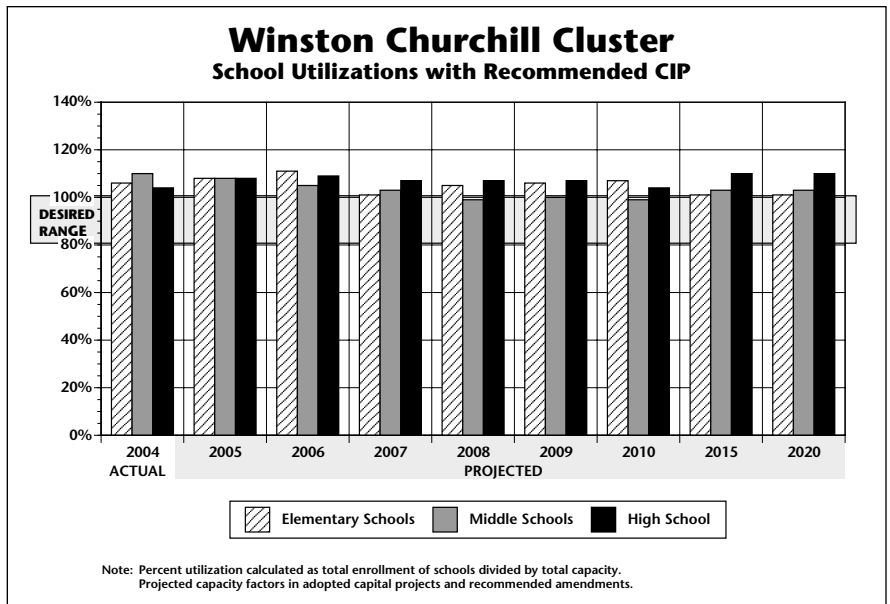
Herbert Hoover Middle School

Capital Project: A modernization project for this school is scheduled for completion date in August 2013. In order for the latest code information, program requirements, and enrollment projections to be included in the architectural designs for future modernization projects, planning expenditures are programmed in close proximity to the approved construction schedule for those projects. FY 2009 facility planning funds are approved for a facility planning study to determine the scope and cost of the modernization. In order for this modernization to be completed on schedule, two critical funding sources must remain as programmed. First, the County Council must provide local funding at the levels approved in the FY2005–2010 CIP, and second the State of Maryland must provide state funding at levels projected by the County Council for the FY 2005–2010 CIP.

Bells Mill Elementary School

Utilization: Enrollment at Bells Mill Elementary School currently exceeds capacity, and is projected to exceed capacity throughout the six-year CIP period. Relocatable classrooms will be used until additional capacity is constructed as part of a modernization project. Although a facility planning study was conducted in FY 2003 to explore the possibility of constructing a classroom addition before the modernization, the earliest addition could be constructed would be August 2007. With an approved completion date for the modernization of August 2010, the school would move to a holding a facility eighteen months after the addition was completed. Therefore, the addition will be constructed along with the modernization of the school.

Capital Project: A modernization project is approved for this school with a completion date of August 2010. In order for the latest code information, program requirements, and enrollment projections to be included the architectural designs for future modernization projects, planning expenditures are



programmed in close proximity to the approved construction schedule for those projects. FY 2007 planning funds are approved to begin the architectural design of the modernization. In order for this modernization to be completed on schedule, two critical funding sources must remain as programmed. First, the County Council must provide local funding at the levels approved in the FY 2005–2010 CIP, and second the State of Maryland must provide state funding at levels projected by the County Council for the FY 2005–2010 CIP.

Capital Project: FY 2007 planning funds are approved for a gymnasium. The scheduled completion date for this gymnasium is August 2010. In order for this gymnasium to be completed on schedule, the County Council must provide local funding at the levels approved in the FY 2005–2010 CIP.

Beverly Farms Elementary School

Capital Project: A modernization project is approved for this school with a completion date of August 2013. In order for the latest code information, program requirements, and enrollment projections to be included in the architectural designs for future modernization projects, planning expenditures are programmed in close proximity to the approved construction schedule for those projects. FY 2009 facility planning funds are approved for a facility planning study to determine the scope and cost of the modernization. In order for this modernization to be completed on schedule, two critical funding sources must remain as programmed. First, the County Council must provide local funding at the levels approved in the FY 2005–2010 CIP, and second the State of Maryland must provide state funding at levels projected by the County Council for the FY 2005–2010 CIP.

Potomac Elementary School

Utilization: Enrollment at Potomac Elementary School currently exceeds capacity, and enrollment projections indicate that enrollment will exceed capacity throughout the six-year CIP period. Capacity will be added at the replacement Seven Locks Elementary School facility to accommodate students from Potomac Elementary School. Relocatable classrooms will be utilized until the replacement facility is constructed.

Non-Capital Action: A boundary study will be conducted one year before the replacement facility for Seven Locks Elementary School opens to reassign students from Potomac Elementary School to Seven Locks Elementary School.

Seven Locks Elementary School Replacement Facility

Planning Issue: A ten-classroom addition was originally planned for Seven Locks Elementary School to accommodate students from Potomac Elementary School. The Board of Education was asked by the county to surplus two school sites and one expansion parcel including the Kendale Road site in the Seven Locks Elementary School service area. Building a replacement school on the Kendale Road site will be significantly less disruptive to staff, student, and parents than the previously

approved plan that would require a two-phased approach of building the addition and then completing the modernization four years later. The gymnasium also would be done as part of the replacement facility, and the entire project can be completed without disruption to the students and faculty. The replacement facility for Seven Locks Elementary School also will provide relief for the overutilization of Potomac Elementary School by providing ample space to reassign 150–200 students from Potomac Elementary School.

Capital Project: FY 2005 planning funds are approved to begin the architectural design of the replacement facility on the Kendale Road site. The scheduled completion date for the replacement facility is August 2007. In order for this addition to be completed on schedule, two critical funding sources must remain as programmed. First, the County Council must provide local funding at the levels approved in the FY 2005–2010 CIP, and second the State of Maryland must provide state funding at levels projected by the County Council for the FY 2005–2010 CIP.

Capital Project: FY 2006 planning funds are approved for a gymnasium. The scheduled completion date for this gymnasium is August 2007. In order for this gymnasium to be completed on schedule, the County Council must provide local funding at the levels approved in the FY 2005–2010 CIP.

Non-Capital Action: A boundary study will be conducted one year before the replacement facility for Seven Locks Elementary School opens to reassign students from Potomac Elementary School to Seven Locks Elementary School.

Wayside Elementary School

Utilization: Projections indicate that enrollment at Wayside Elementary School will exceed capacity throughout the six-year CIP period. Relocatable classrooms will continue to be utilized until additional capacity is available.

Capital Project: FY 2005 facility planning funds are approved for a facility planning study to determine the scope, feasibility, and cost of a classroom addition. A date for the addition will be considered as part of the FY 2007–2012 CIP.

School	Project	Status	Date of Completion
Cabin John MS	Modernization	Approved	Aug. 2011
Hoover MS	Modernization	Approved	Aug. 2013
Bells Mill ES	Modernization	Approved	Aug. 2010
	Gymnasium	Approved	Aug. 2010
Beverly Farms ES	Modernization	Approved	Aug. 2013
Seven Locks ES	Replacement facility	Approved	Aug. 2007
	Gymnasium	Approved	Aug. 2007
Wayside ES	Classroom addition	Proposed	TBD

WINSTON CHURCHILL CLUSTER

Projected Enrollment and Space Availability

Effects of the Recommended Amendments to the FY 2005–2010 CIP and Non–CIP Actions on Space Available

Schools		Actual 04–05	Projections							
			05–06	06–07	07–08	08–09	09–10	10–11	2015	2020
Winston Churchill HS	Program Capacity	2,008	2,008	2,008	2,008	2,008	2,008	2,008	2,008	2,008
	Enrollment	2,096	2,168	2,183	2,142	2,151	2,144	2,097	2,200	2,200
	Available Space	(88)	(160)	(175)	(134)	(143)	(136)	(89)	(192)	(192)
	Comments									
Cabin John MS	Program Capacity	930	930	930	930	930	930	930	930	930
	Enrollment	992	961	945	914	903	954	929	950	950
	Available Space	(62)	(31)	(15)	16	27	(24)	1	(20)	(20)
	Comments			Facility Planning for Mod.			@ Tilden Facility			
Herbert Hoover MS	Program Capacity	972	972	972	972	972	972	972	972	972
	Enrollment	1,091	1,093	1,054	1,042	983	945	961	1,000	1,000
	Available Space	(119)	(121)	(82)	(70)	(11)	27	11	(28)	(28)
	Comments					Facility Planning for Mod.				
Bells Mill ES	Program Capacity	329	329	329	329	329	329	479		
	Enrollment	468	468	480	465	481	479	474		
	Available Space	(139)	(139)	(151)	(136)	(152)	(150)	5		
	Comments	+FDK		Planning for Mod.			@ Grosvenor Jan. 09	Mod. Complete Aug. 2010		
Beverly Farms ES	Program Capacity	627	627	627	580	580	580	580		
	Enrollment	543	583	595	624	645	662	659		
	Available Space	84	44	32	(44)	(65)	(82)	(79)		
	Comments				+FDK	Facility Planning for Mod.				
Potomac ES	Program Capacity	488	488	441	441	441	441	441		
	Enrollment	576	562	556	558	592	610	617		
	Available Space	(88)	(74)	(115)	(117)	(151)	(169)	(176)		
	Comments			+FDK						
Seven Locks ES	Program Capacity	294	294	294	566	566	566	566		
	Enrollment	256	253	259	257	269	266	272		
	Available Space	38	41	35	309	297	300	294		
	Comments	Planning for Replace. Facility			+FDK	Opens Aug. 07 With Gym				
Wayside ES	Program Capacity	594	547	547	547	547	547	547		
	Enrollment	625	600	594	581	597	600	616		
	Available Space	(31)	(53)	(47)	(34)	(50)	(53)	(69)		
	Comments	Fac. Png. for Add. -1 SCB	+FDK							
Cluster Information	HS Utilization	104%	108%	109%	107%	107%	107%	104%	110%	110%
	HS Enrollment	2,096	2,168	2,183	2,142	2,151	2,144	2,097	2,200	2,200
	MS Utilization	110%	108%	105%	103%	99%	100%	99%	103%	103%
	MS Enrollment	2,083	2,054	1,999	1,956	1,886	1,899	1,890	1,950	1,950
	ES Utilization	106%	108%	111%	101%	105%	106%	107%	101%	101%
ES Enrollment	2,468	2,466	2,484	2,485	2,584	2,617	2,638	2,650	2,650	

WINSTON CHURCHILL CLUSTER

Facility Characteristics of Schools 2004–2005

Schools	Year Opened	Year Ren./ Mod.	Total Square Feet	Site Size Acres	Park Adjacent	FACT Assess. Score	Child Care				Reloc. Class. 2004–05	Link. To Learn. Prgms.	Elem. Gym
							Joint Use	Shared Space	County Owned	Private Mod.			
Winston Churchill HS	1964	2001	322,078	30.3									
Cabin John MS	1967		120,788	18.2		1422					2		
Herbert Hoover MS	1966		135,342	19.1		1427					6		
Bells Mill ES	1968		37,871	9.6		1319				Yes	5		
Beverly Farms ES	1965		58,397	5	PK	1427		Yes					Yes
Potomac ES	1949	1976	57,713	10		1550	Yes	Yes			8		Yes
Seven Locks ES	1964		29,190	10		1344	Yes				1		
Wayside ES	1969		57,749	9.3		1502	Yes	Yes			4		Yes

Note: PK denotes that a park is adjacent to the school.

Damascus Cluster

Montgomery County Public Schools
850 Hungerford Drive



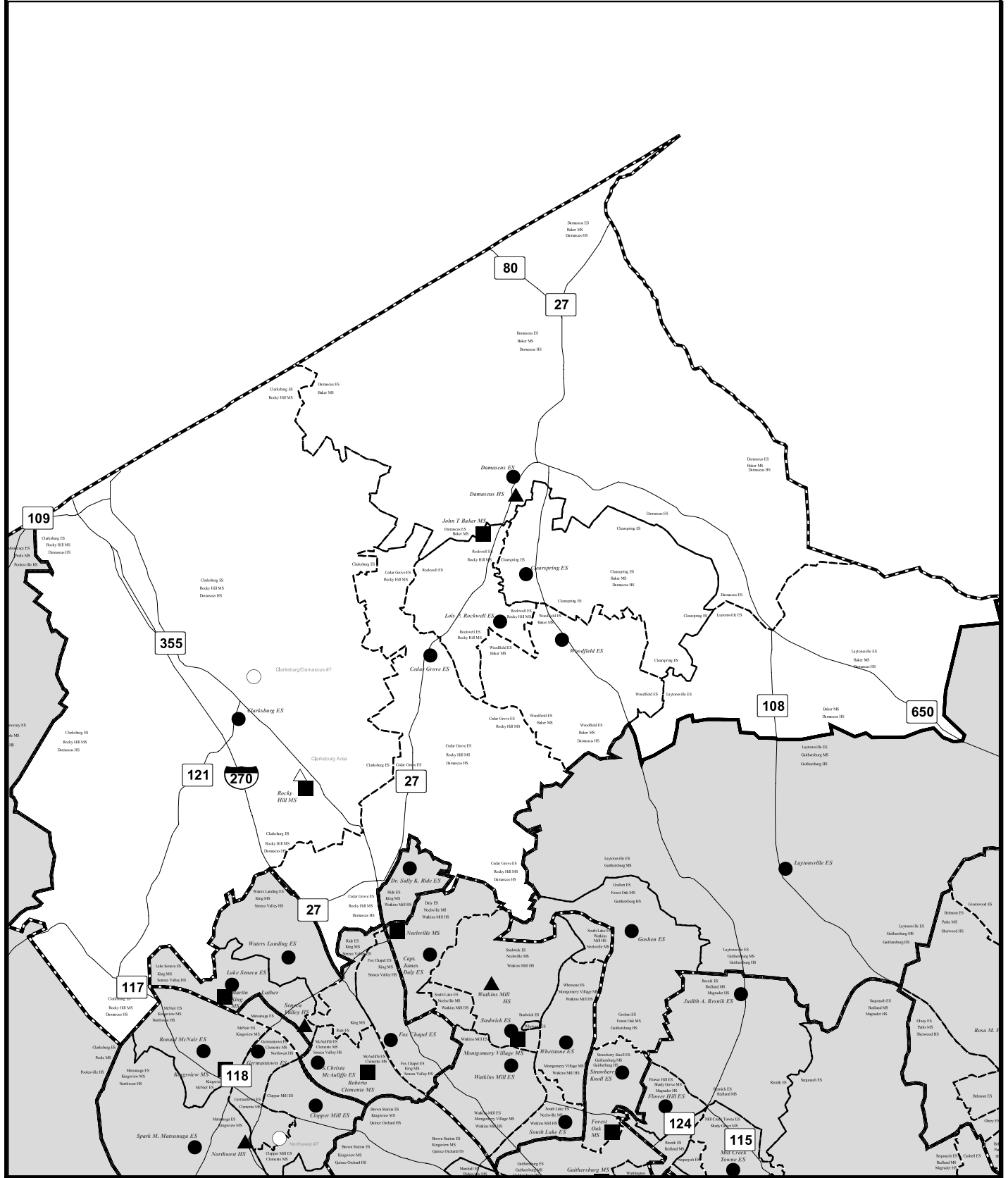
- | Closed | New | Current | |
|--------|-----|---------|---------------------|
| ⊗ | ○ | ◐ | Grades K-2 |
| ⊙ | ○ | ◑ | Grades 3-6 or 3 - 5 |
| ⊚ | ○ | ● | Grades K-5 |
| ⊛ | □ | ■ | Middle Schools |
| ▲ | △ | ▲ | High Schools |

Vicinity Map



- Cluster Service Areas
- - - ES Service Areas
- Major Roads

Map Compiled by MCPS Department of Planning and Capital Programming Sep 27, 2004
Map base provided by Montgomery County DTS Geographic Information System Division



CLUSTER PLANNING ISSUES

Capital Project: Restroom renovations are planned for schools in this cluster that were constructed or modernized before 1985 and do not have planning or construction funds approved in the FY 2005–2010 CIP. Schools that are receiving an addition project will have the improvements completed at the same time. Please see Appendix W for the list of schools that are approved to receive restroom renovations.

Planning Issue: The Clarksburg Master Plan, approved in 1994, provides for the development of a community of up to 15,000 housing units. A large number of housing units are now in development. Build-out of the master plan will result in the formation of a new cluster of schools in the Clarksburg area. Two new elementary schools and a high school are needed during the six-year CIP planning period. Staff will continue to monitor the growth in this area to determine future facility needs.

Clarksburg Area High School

Capital Project: FY 2005 construction funds are approved to begin the construction of the conversion of old Rocky Hill Middle School facility into the new Clarksburg Area High School. The opening of this school is scheduled for August 2006. In order for this school to be completed on schedule, two critical funding sources must be provided. First, the County Council must provide local funding at the levels approved in the FY 2005–2010 CIP, and second, the State of Maryland must provide state funding at the levels projected by the County Council for the FY 2005–2010 CIP.

Non-Capital Action: A boundary study is recommended to evaluate boundary options for Clarksburg Area High School in spring 2005 for Board of Education action in November 2005. The scope of the high school boundary study will include all of the elementary, middle, and high schools in the Damascus, Seneca Valley, and Watkins Mill clusters. The boundary study also will explore options that will address the middle school articulation pattern in these clusters. The middle school boundary study scope will be limited to the schools that articulate to Martin Luther King, Jr., Middle School in the Seneca Valley Cluster, Neelsville Middle School in the Watkins Mill Cluster, and Rocky Hill Middle School in the Damascus cluster.

Damascus High School

Utilization: Large projected high school enrollment increases in the Damascus cluster require a new high school to be opened during the six-year CIP planning period. A new school will address the long-term high school facility needs for the cluster, as well as provide relief for projected overutilization at Seneca Valley and Watkins Mill high schools. Relocatable classrooms will be used at Damascus High School as needed until the new high school opens.

Non-Capital Action: A boundary study is recommended to evaluate boundary options for Clarksburg Area High School in spring 2005 for Board of Education action in November 2005. The boundary study will explore options for the new high school along with the middle school articulation pattern.

John T. Baker Middle School

Utilization: Projections indicate that enrollment at John T. Baker Middle School will exceed capacity throughout the six-year CIP period. An addition is needed at the school to accommodate the projected enrollment. Relocatable classrooms will be used until the addition is completed.

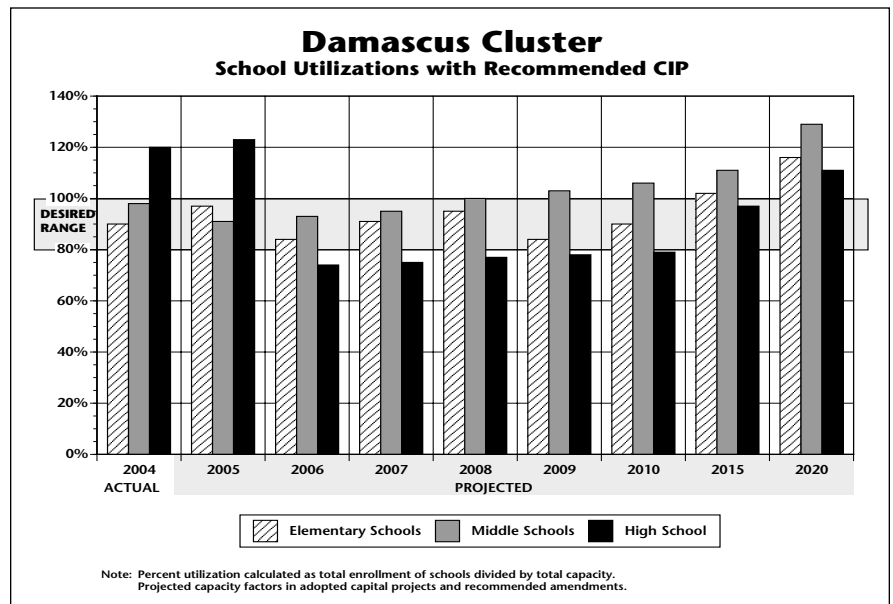
Capital Project: FY 2005 construction funds were approved to construct a six-classroom addition to John T. Baker Middle School for completion by August 2005.

Rocky Hill Middle School

Non-Capital Action: A boundary study is recommended to evaluate boundary options for Clarksburg Area High School in spring 2005 for Board of Education action in November 2005. The scope of the high school boundary study will include all of the elementary, middle, and high schools in the Damascus, Seneca Valley, and Watkins Mill clusters. The boundary study also will explore options that will address the middle school articulation pattern in these clusters. The middle school boundary study scope will be limited to the schools that articulate to Martin Luther King, Jr., Middle School in the Seneca Valley Cluster, Neelsville Middle School in the Watkins Mill Cluster, and Rocky Hill Middle School in the Damascus cluster.

Cedar Grove Elementary School

Non-Capital Action: A boundary study is recommended to evaluate boundary options for the Clarksburg/Damascus Elementary School #7 in winter 2004 with Board of Education action scheduled for March 2005. This boundary study needs



to occur before the high school boundary study because the elementary school service areas are used as the building blocks for developing high school boundary options. The boundary study will include representatives from Cedar Grove and Clarksburg elementary schools.

Clearspring Elementary School

Planning Issue: A new Center for the Highly Gifted was approved for placement at Clearspring Elementary School. This center serves students from the Damascus, Gaithersburg, Col. Zadok Magruder, and Watkins Mill clusters. The program began with 50 students in Grade 4 in the 2002–2003 school year, followed in the 2003–04 school year with full implementation in Grades 4 and 5. An additional class was added to the fourth grade beginning in the 2004–2005 school year, and will be followed with the fifth grade next year (75 students per grade).

Clarksburg Elementary School

Utilization: Enrollment growth at Clarksburg Elementary School reflects the first phase of the Clarksburg master plan development. Additional capacity is needed to accommodate the growing enrollment in this area. A facility planning study was conducted in spring 2001 to explore the feasibility of an addition to Clarksburg Elementary School. Because of additional subdivision approvals, the enrollment forecast for this school increased dramatically, generating the need for a new elementary school rather than an addition.

Non-Capital Action: A boundary study is recommended to evaluate boundary options for the Clarksburg/Damascus Elementary School #7 in winter 2004 with Board of Education action scheduled for March 2005. This boundary study needs to occur before the high school boundary study because the elementary school service areas are used as the building blocks for developing high school boundary options. The boundary study will include representatives from Cedar Grove and Clarksburg elementary schools.

Clarksburg/Damascus Elementary School #7

Capital Project: FY 2005 planning and construction funds are approved to complete the architectural design and begin the construction for the new school. The scheduled completion date for the new school is August 2006.

Capital Project: FY 2005 planning funds are approved for a gymnasium. The scheduled completion date for this gymnasium is August 2006.

Non-Capital Action: A boundary study is recommended to evaluate boundary options for the Clarksburg/Damascus Elementary School #7 in winter 2004 with Board of Education

action scheduled for March 2005. This boundary study needs to occur before the high school boundary study because the elementary school service areas are used as the building blocks for developing high school boundary options. The boundary study will include representatives from Cedar Grove and Clarksburg elementary schools.

Clarksburg/Damascus Elementary School #8

Utilization: Projections indicate that enrollment at the elementary school level will continue to increase dramatically throughout the six-year period requiring another elementary school in the Clarksburg area.

Capital Project: FY 2005 facility planning funds and FY 2007 planning were approved as part of the FY 2005–2010 CIP for a new school with a proposed opening date for the school of August 2009. In order for this school to be completed on schedule, two critical funding sources must be provided. First, the County Council must provide local funding at the levels approved in the FY 2005–2010 CIP, and second, the State of Maryland must provide state funding at the levels projected by the County Council for the FY 2005–2010 CIP.

Capital Project: FY 2007 planning funds are approved for a gymnasium. The scheduled completion date for this gymnasium is August 2009. In order for this gymnasium to be completed on schedule, the County Council must provide local funding at the levels approved in the FY 2005–2010 CIP.

Lois P. Rockwell Elementary School

Capital Project: FY 2005 planning funds are approved for a gymnasium. The scheduled completion date for this gymnasium is August 2006. In order for this gymnasium to be completed on schedule, the County Council must provide local funding at the levels approved in the FY 2005–2010 CIP.

CAPITAL PROJECTS

School	Project	Status	Date of Completion
Clarksburg Area HS	Conversion of Rocky Hill facility	Approved	Aug. 2006
Baker MS	6-classroom addition	Approved	Aug. 2005
Clarksburg/Damascus ES #7	New school Gymnasium	Approved	Aug. 2006
Clarksburg/Damascus ES #8	New school Gymnasium	Approved	Aug. 2009
Rockwell ES	Gymnasium	Approved	Aug. 2006

DAMASCUS CLUSTER

Projected Enrollment and Space Availability

Effects of the Recommended Amendments to the FY 2005–2010 CIP and Non–CIP Actions on Space Available

Schools		Actual 04–05	Projections							2015	2020
			05–06	06–07	07–08	08–09	09–10	10–11			
Damascus HS	Program Capacity	1,589	1,589	1,643	1,643	1,643	1,643	1,643	1,643	1,643	
	Enrollment	1,902	1,955	1,981	2,015	2,075	2,113	2,138	2,600	3,000	
	Available Space	(313)	(366)	(338)	(372)	(432)	(470)	(495)	(957)	(1,357)	
	Comments	Boundary Study		-2 ED -1 SCB/-1 LFI							
Clarksburg Area HS	Program Capacity	0	0	1,049	1,049	1,049	1,049	1,049	1,049	1,049	
	Enrollment	0	0	0	0	0	0	0	0	0	
	Available Space	0	0	1,049	1,049	1,049	1,049	1,049	1,049	1,049	
	Comments	Boundary Study		Opens* +2 ED, +2 SCB +1 LFI							
John T. Baker MS	Program Capacity	559	694	694	694	694	694	694	694	694	
	Enrollment	736	749	742	723	723	686	669	700	700	
	Available Space	(177)	(55)	(48)	(29)	(29)	8	25	(6)	(6)	
	Comments		+6 Room Addition								
Rocky Hill MS	Program Capacity	1,012	1,012	1,012	1,012	1,012	1,012	1,012	1,012	1,012	
	Enrollment	802	810	842	897	980	1,066	1,137	1,200	1,500	
	Available Space	210	202	170	116	32	(54)	(124)	(188)	(488)	
	Comments	Boundary Study									
Cedar Grove ES	Program Capacity	533	533	483	483	483	483	483			
	Enrollment	556	571	565	585	592	614	649			
	Available Space	(23)	(38)	(82)	(102)	(109)	(131)	(166)			
	Comments	Boundary Study		+FDK							
Clarksburg ES	Program Capacity	402	402	355	355	355	355	355			
	Enrollment	467	588	752	909	1,073	1,242	1,428			
	Available Space	(65)	(186)	(397)	(554)	(718)	(887)	(1,073)			
	Comments	Boundary Study		+FDK							
Clarksburg/Damascus #7 ES	Program Capacity	0	0	738	738	738	738	738			
	Enrollment	0	0	0	0	0	0	0			
	Available Space	0	0	738	738	738	738	738			
	Comments	Boundary Study		Opens +Gym +FDK							
Clarksburg/Damascus #8 ES	Program Capacity	0	0	0	0	0	738	738			
	Enrollment	0	0	0	0	0	0	0			
	Available Space	0	0	0	0	0	738	738			
	Comments	Facility Planning		Planning For New School			Opens +Gym				
Clearspring ES	Program Capacity	676	676	676	676	676	676	676			
	Enrollment	587	611	612	646	629	610	627			
	Available Space	89	65	64	30	47	66	49			
	Comments	+FDK -1 pre-K, +1 HS									
Damascus ES	Program Capacity	387	362	362	362	362	362	362			
	Enrollment	354	328	308	310	310	324	336			
	Available Space	33	34	54	52	52	38	26			
	Comments		+FDK								
Lois P. Rockwell ES	Program Capacity	624	570	570	570	570	570	570			
	Enrollment	460	479	492	500	499	515	527			
	Available Space	164	91	78	70	71	55	43			
	Comments		+1 PEP +FDK	+Gym							
Woodfield ES	Program Capacity	538	538	538	491	491	491	491			
	Enrollment	434	411	390	387	391	396	403			
	Available Space	104	127	148	104	100	95	88			
	Comments				+FDK						
Cluster Information	HS Utilization	120%	123%	74%	75%	77%	78%	79%	97%	111%	
	HS Enrollment	1,902	1,955	1,981	2,015	2,075	2,113	2,138	2,600	3,000	
	MS Utilization	98%	91%	93%	95%	100%	103%	106%	111%	129%	
	MS Enrollment	1,538	1,559	1,584	1,620	1,703	1,752	1,806	1,900	2,200	
	ES Enrollment	2,858	2,988	3,119	3,337	3,494	3,701	3,970	4,500	5,100	

*Total capacity for Clarksburg Area High School will be approximately 1,600 when it opens.

DAMASCUS CLUSTER

Facility Characteristics of Schools 2004–2005

Schools	Year Opened	Year Ren./ Mod.	Total Square Feet	Site Size Acres	Park Adjacent	FACT Assess. Score	Child Care				Reloc. Class. 2004–05	Link. To Learn. Prgms.	Elem. Gym
							Joint Use	Shared Space	County Owned	Private Mod.			
Damascus HS	1950	1978	235,986	32.7		1496					13		
John T. Baker MS	1971		102,568	22	PK	TBD		Yes			9		
Rocky Hill MS	1995		120,625	62.7									
Cedar Grove ES	1960	1987	57,037	10.1			Yes				6		Yes
Clarksburg ES	1952	1993	54,983	10			Yes				7		Yes
Clearspring ES	1988		77,535	10	PK		Yes						Yes
Damascus ES	1934	1980	53,239	9.4		TBD	Yes						Yes
Lois P. Rockwell ES	1992		70,412	10.6			Yes						
Woodfield ES	1962	1985	53,212	10			Yes						Yes

Note: PK denotes that a park is adjacent to the school.

Downtown Consortium

Montgomery County Public Schools
850 Hungerford Drive

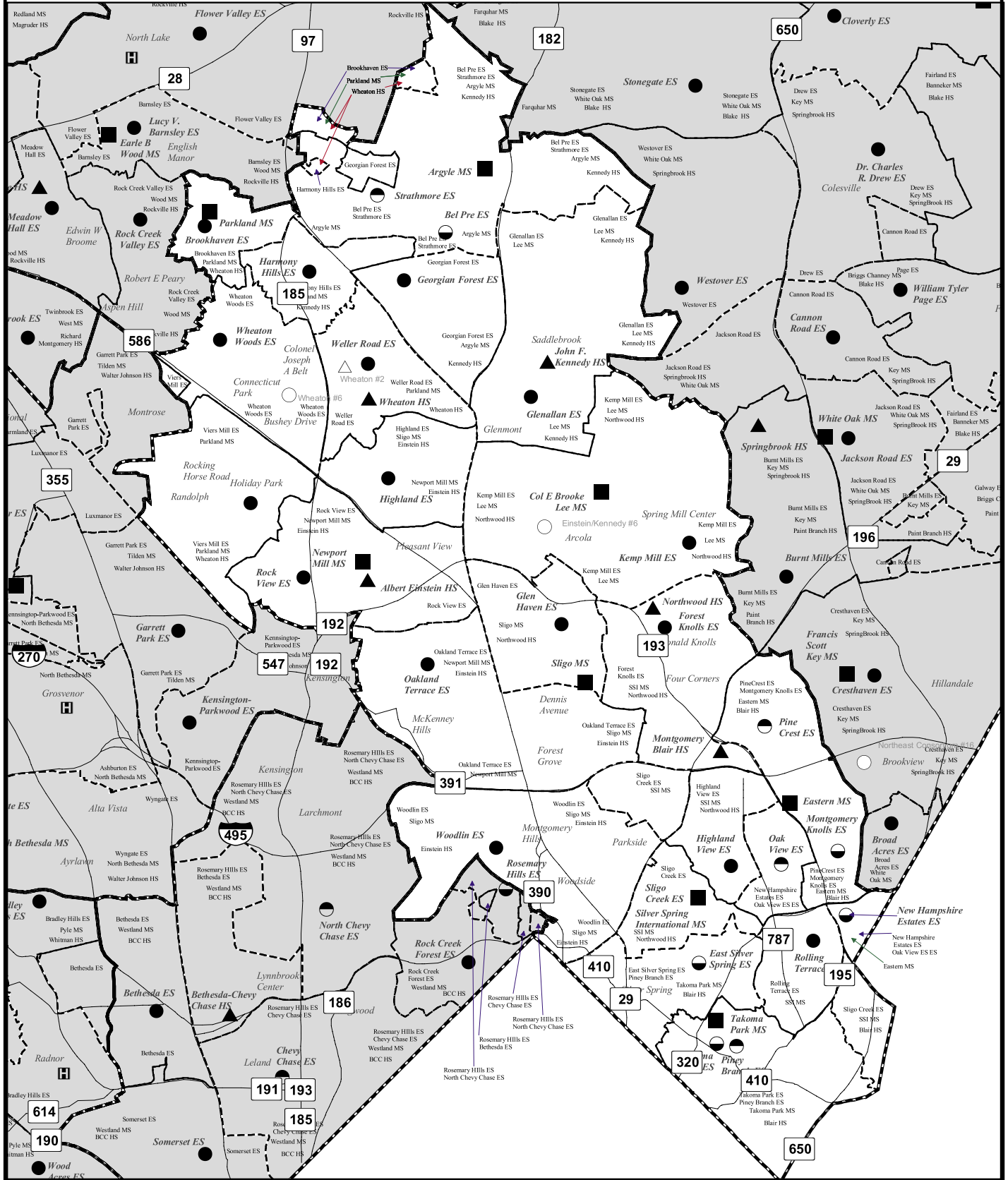
Map Compiled by MCPS Department of Planning and Capital Programming Sep 27, 2004
Map base provided by Montgomery County DTS Geographic Information System Division



- | | | | |
|--------|-----|---------|---------------------|
| Closed | New | Current | Grades K-2 |
| ○ | ○ | ○ | Grades 3-6 or 3 - 5 |
| ○ | ○ | ○ | Grades K-5 |
| □ | □ | □ | Middle Schools |
| ▲ | ▲ | ▲ | High Schools |

- Cluster Service Areas
- - - ES Service Areas
- Major Roads

Vicinity Map



CONSORTIUM PLANNING ISSUES

In winter 2000, a community advisory committee evaluated several approaches to address the capacity deficits at Montgomery Blair and Albert Einstein high schools. After careful consideration of all the approaches, the Board of Education approved the reopening of Northwood High School to accommodate growing enrollment at Montgomery Blair and Albert Einstein high schools. In response to the Board of Education's action on March 22, 2000, a high school consortium (the Downcounty Consortium) was formed to address the educational and community needs for all schools in the Montgomery Blair, Albert Einstein, John F. Kennedy, Northwood, and Wheaton clusters.

The Downcounty Consortium began operations this year, in August 2004 with the incoming ninth grade. Students living in this area of the county are able to choose which of five high schools they wish to attend based on different academy programs offered at the high schools. The Downcounty Consortium's "Preferred Choice" program includes Montgomery Blair, Albert Einstein, John F. Kennedy, Northwood, and Wheaton high schools. Each campus offers a comprehensive high school curriculum and distinctive academy programs that focus on particular areas of study.

A high school base area map and middle school articulation diagram are included for the five consortium high schools. Students residing in a base area are guaranteed they may attend the high school served by that base area, if it is their first choice.

Capital Project: Restroom renovations are planned for schools in this cluster that were constructed or modernized before 1985 and do not have planning or construction funds approved in the FY 2005–2010 CIP. Schools that are receiving an addition project will have the improvements completed at the same time. Please see Appendix W for the list of schools that are approved to receive restroom renovations.

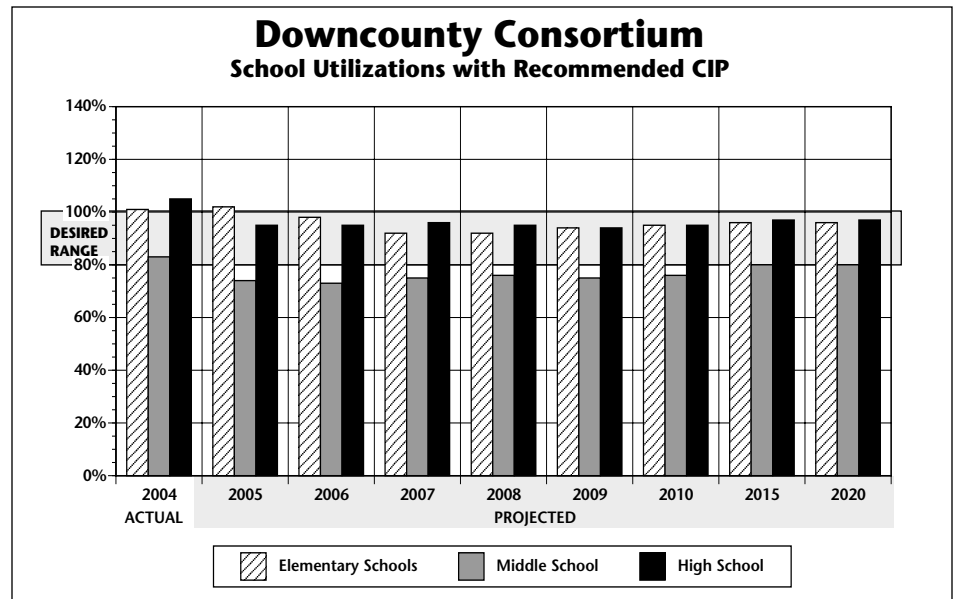
Non-Capital Action: MCPS received a federal Magnet Schools Assistance Program (MSAP) grant to create the Middle Schools Magnet Consortium (MSMC) that includes three middle schools—Argyle, Downcounty Consortium Middle School # 9 (Belt Reopening), and Parkland middle schools—in the Downcounty Consortium. The grant funds will transform these schools—currently the lowest performing middle schools in the district—into whole school magnets that will offer outstanding programs to draw a representative cross section of students and reduce the concentration of students at the greatest risk of academic failure.

The magnet programs begin in the 2004–2005 school year at Argyle and Parkland middle schools and will begin in the 2005–2006 school year at Downcounty Consortium Middle School #9 (Belt) when it reopens in August 2005. Students living in these service areas will be given the choice of which middle school they wish to attend beginning in the 2005–2006 school year. The magnet programs also will be open to all middle school students in the county. In addition, students residing in the Bethesda-Chevy Chase, Walter Johnson, and Rockville clusters will be provided transportation if they choose to attend. Students living in other areas of the county will be permitted to attend these schools, but will not be provided transportation.

A MSMC choice area study was conducted in the fall 2004 to determine the choice areas for assigning students to the three middle schools. The superintendent's recommendation regarding the choice model was released on October 15, 2004, with Board of Education action scheduled for November 2004 and implementation beginning in August 2005.

Planning Issue: A program initiative to provide full-day kindergarten and reduced class-sizes in Grades K–2 was introduced in the 2000–2001 school year in schools with the largest number of students affected by poverty and language deficiency. All of the elementary schools in the Downcounty Consortium receive staffing to reduce class sizes in Grades K–2. Relocatable classrooms are being used to accommodate these initiatives where necessary. At schools with construction projects, classroom additions are being designed as add-alternates to accommodate the additional staffing.

Planning Issue: Additional residential development in the Indian Spring Country Club site will require acquisition of an elementary school site to serve the students generated by the development and to relieve overutilization of nearby schools in the John F. Kennedy cluster. Before a facility planning study can be requested in the Advanced Land Acquisition Revolving



Fund (ALARF) Project to acquire the acreage needed to collocate an elementary school with a community recreation center in the vicinity of the Indian Spring development.

Special and Alternative Programs: Students who reside in the Downcounty Consortium, who historically would have attended a Learning Academic Disability or Language program, are now served in an elementary "Home School Model" program. These students are instructed in the general education curriculum with differentiated instruction to accommodate the learning needs and styles of all students in the class. Some of the students may receive instruction into regular classroom settings and other school environments.

SCHOOLS

Montgomery Blair High School

Utilization: Capacity to accommodate over enrollment at Montgomery Blair High School became available at Northwood High School beginning in August 2004. Each year additional capacity will be made available at Northwood High School as grades are added that will help to relieve the overutilization of Montgomery Blair High School.

Albert Einstein High School

Utilization: Capacity to accommodate over enrollment at Albert Einstein High School became available at Northwood High School beginning in August 2004. Each year additional capacity will be made available at Northwood High School as grades are added that will help to relieve the overutilization of Albert Einstein High School.

Capital Project: The Board of Education requested FY 2005 planning funds to complete the architectural planning for signature improvements at the school. However, a funding shortfall forced a one-year delay until FY 2006 and the project comple-

tion date has been rescheduled for August 2007. In order for these improvements to be completed on schedule, the County Council must provide local funding at the levels approved in the FY 2005–2010 CIP.

Northwood High School

Capital Project: Northwood High School reopened in August 2004 with Grade 9. FY 2005 construction funds were approved to begin construction of facility modifications. The following improvements are approved for the school: a new administration suite; a new Instructional Media Center; a new greenhouse; an expanded and renovated cafeteria for a 2000 student master-planned capacity; code improvements; and new furniture and equipment. The County Council approved an additional \$2.5M for FY 2004 to air condition the school as part of the facility modifications.

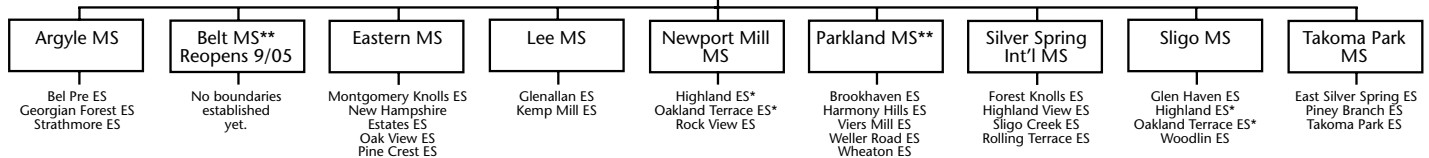
The community expressed strong concerns to the proposed scope of work including the concerns that a new cafeteria was being proposed in lieu of other facility improvements relating to the delivery of the educational program and the need for some cosmetic and program enhancements. Additional FY 2005, 2009, and 2010 funds were approved in May 2004 to complete the Phase II of the facility improvements and are being designed as add alternates to the construction bid documents. These improvements include: science laboratory improvements including new case work; technology education laboratory improvements; new ceiling tiles throughout the entire facility; painting the entire facility; toilet improvements including new partitions and replacement of worn fixtures; window replacements throughout the facility; updated telecommunications wiring; and painting existing lockers. A technical adjustment to the expenditure schedule is recommended to move the funds from FY 2009 and FY 2010 to FY 2008. Phase II of the facility improvements are scheduled to be completed by August 2008.

Downcounty Consortium Articulation

Elementary schools articulating to middle schools within a consortium of high schools

Downcounty Consortium High Schools

Montgomery Blair HS
 Albert Einstein HS
 John F. Kennedy HS
 Northwood HS
 Wheaton HS



*Denotes schools with split articulation, i.e., some students feed into one middle school, while other students feed into another middle school.

**Belt Middle School is scheduled to reopen for the 2005–06 school year. Boundaries will be determined one year prior to opening. Belt Middle School is reopening to address overutilization at Parkland Middle School.

Argyle Middle School

Non-Capital Action: A MSMC choice area study was conducted in the fall 2004 to determine the choice areas for assigning students to the three middle schools. The superintendent's recommendation regarding the choice model was released on October 15, 2004, with Board of Education action scheduled for November 2004.

Downcounty Consortium Middle School #9 (Col. Joseph A. Belt Reopening)

Capital Project: To address projected space deficits at Parkland Middle School, a second middle school, the former Col. Joseph A. Belt Junior High School, is approved to be reopened in August 2005 as Downcounty Consortium Middle School #9. FY 2001 planning funds were approved to reopen the Montgomery Hills facility to relocate the Yeshiva of Washington from the Belt facility. FY 2004 construction funds were approved to begin construction at the Montgomery Hills facility.

Non-Capital Action: A MSMC choice area study was conducted in the fall 2004 to determine the choice areas for assigning students to the three middle schools. The superintendent's recommendation regarding the choice model was released on October 15, 2004, with Board of Education action scheduled for November 2004.

Planning Issue: The school system has been exploring the possibility of locating the Knowledge is Power Program (KIPP) in a middle school in the Downcounty Consortium. Originally Downcounty Consortium Middle School #9 (Belt) had been identified as a possible location. However, due to the time needed for KIPP to identify and train staff the program cannot open in August 2005 when the Downcounty Consortium Middle School #9 (Belt) is scheduled to open. Parkland Middle School may be considered as a possible location for the KIPP program in the future. This program would serve students in Grades 5–8 and would provide educationally underserved students with the knowledge, skills, and character development needed to succeed in top-quality high schools, colleges, and the competitive world beyond.

Parkland Middle School

Capital Project: A modernization project is scheduled for completion in August 2007. In order for the latest code information, program requirements, and enrollment projections to be included in the architectural designs for future modernization projects, planning expenditures are programmed in close proximity to the approved construction schedule for those projects. FY 2005 planning funds are approved to complete the architectural planning for the modernization project.

Non-Capital Action: A MSMC choice area study was conducted in the fall 2004 to determine the choice areas for assigning students to the three middle schools. The superintendent's recommendation regarding the choice model was released on October 15, 2004, with Board of Education action scheduled for November 2004.

Silver Spring International Middle School/Sligo Creek Elementary School

Capital Project: FY 2006 planning and construction funds are approved to make facility improvements to Silver Spring International Middle School and to provide an additional four classrooms at Sligo Creek Elementary School by August 2007. In order for this project to be completed on schedule, the County Council must provide local funding at the levels approved in the FY 2005–2010 CIP.

Bel Pre Elementary School

Capital Project: FY 2006 planning funds are approved for a gymnasium. The scheduled completion date for this gymnasium is August 2007. In order for this gymnasium to be completed on schedule, the County Council must provide local funding at the levels approved in the FY 2005–2010 CIP.

Capital Project: A modernization project is scheduled for this school. In order for the latest code information, program requirements, and enrollment projections to be included in the architectural designs for future modernization projects, planning expenditures are programmed in close proximity to the approved construction schedule for those projects. FY 2010 facility planning funds are approved for a facility planning study to determine the scope and cost of the modernization. A completion date for the project will be considered in the FY 2007–2012 CIP.

Brookhaven Elementary School

Capital Project: FY 2007 planning funds are approved for a gymnasium. The scheduled completion date for this gymnasium is August 2008. In order for this gymnasium to be completed on schedule the County Council must provide local funding at the levels approved in the FY 2005–2010 CIP.

Downcounty Consortium Elementary School #27 (Connecticut Park Reopening)

Capital Project: A new elementary school is needed in the Downcounty Consortium to relieve Viers Mill, Weller Road, and Wheaton Woods elementary schools. The reopening of the former Connecticut Park Elementary School will provide the needed capacity. FY 2005 planning and construction funds are approved to complete the architectural design and begin the construction for the reopening of Downcounty Consortium Elementary School #27 in August 2006. An additional six classrooms will be constructed to accommodate the class-size reduction initiative.

Capital Project: FY 2005 planning funds are approved for a gymnasium. The scheduled completion date for this gymnasium is August 2006.

Non-Capital Action: A boundary study was conducted in spring 2004 to evaluate boundary options for the Downcounty Consortium Elementary School #27. The following elementary schools participated in the boundary advisory committee: Viers Mill, Weller Road, and Wheaton Woods elementary schools.

The superintendent's recommendation regarding this boundary change was released on October 15, 2004, and Board of Education action is scheduled for November 2004.

Downcounty Consortium Elementary School #28 (Arcola Reopening)

Capital Project: A new elementary school is needed in the Downcounty Consortium to relieve overutilization of Glen Haven, Highland, Kemp Mill, and Oakland Terrace elementary schools. The reopening of the former Arcola Elementary School will provide the needed capacity. FY 2006 planning and construction funds are approved to complete the architectural design and begin the construction for the reopening of Downcounty Consortium Elementary School #28. The completion date is scheduled for August 2007.

Capital Project: FY 2006 planning funds are approved for a gymnasium. The scheduled completion date for this gymnasium is August 2007.

Non-Capital Action: A boundary study will be conducted one year prior to the opening of the school to evaluate boundary options for the Downcounty Consortium Elementary School #28.

Downcounty Consortium Elementary School #29 (Indian Spring)

Capital Project: An amendment to the FY 2005–2010 CIP is recommended for FY 2006 facility planning funds to conduct a facility planning study that will determine the feasibility, scope, and cost for a new school. This school would relieve overutilization at Bel Pre/Strathmore, Georgian Forest, and Glenallan elementary schools and will provide capacity to accommodate the redevelopment of the Indian Spring Country Club property.

Forest Knolls Elementary School

Utilization: Enrollment at Forest Knolls Elementary School is projected to exceed capacity throughout the six-year CIP planning period. A six-classroom addition is needed to accommodate the enrollment. Relocatable classrooms will continue to be utilized until an addition is constructed. Forest Knolls Elementary School receives additional staffing to reduce class-sizes in Grades K–2. These class-size reductions impact the need for additional classrooms in the facility. An additional six-classroom addition is needed to accommodate the class-size reduction initiative.

Capital Project: FY 2005 construction funds are approved to construct the addition and the additional six classrooms for the class-size reduction initiative with completion scheduled in the 2005–2006 school year.

Glenallan Elementary School

Capital Project: A modernization project is approved for this school with a completion date of August 2013. In order for the latest code information, program requirements, and enrollment projections to be included in architectural designs for future modernization projects, planning expenditures are programmed in close proximity to the approved construction schedule for those projects. FY 2009 facility planning funds are approved for a facility planning study to determine the scope and cost of the modernization. In order for this modernization to be completed on schedule, two critical funding sources must remain as programmed. First, the County Council must provide local funding at the levels approved in the FY 2005–2010 CIP, and second the State of Maryland must provide state funding at levels projected by the County Council for the FY 2005–2010 CIP.

Highland Elementary School

Utilization: Projections indicate that enrollment at Highland Elementary School will exceed capacity throughout the six-year CIP period. Additional capacity to relieve overutilization will be provided with the reopening of Arcola Elementary School as Downcounty Consortium Elementary School #28 in August 2007.

Non-Capital Action: A boundary study will be conducted one year prior to the opening of the school to evaluate boundary options for the Downcounty Consortium Elementary School #28.

Kemp Mill Elementary School

Utilization: Projections indicate that enrollment at Kemp Mill Elementary School will exceed capacity throughout the six-year CIP period. Additional capacity to relieve overutilization will be provided with the reopening of Arcola Elementary School as Downcounty Consortium Elementary School #28 in August 2007.

Non-Capital Action: A boundary study will be conducted one year prior to the opening of the school to evaluate boundary options for the Downcounty Consortium Elementary School #28.

Montgomery Knolls Elementary School

Capital Project: FY 2008 planning funds are approved for a gymnasium. The scheduled completion date for this gymnasium is August 2009. In order for this gymnasium to be completed on schedule, the County Council must provide local funding at the levels approved in the FY 2005–2010 CIP.

Oak View Elementary School

Capital Project: Core improvements to the facility are planned. The original project completion date was August 2002; however, architectural planning determined that construction would take 30 months to complete with students in the building. This schedule would delay the completion of the project to August 2005. In order to minimize the length of

disruption to the students and the educational program, the students were moved to a holding facility in August 2004 to complete the core improvements by August 2005. FY 2005 construction funds are approved to complete the core improvements.

Strathmore Elementary School

Capital Project: FY 2007 planning funds are approved for a gymnasium. The scheduled completion date for this gymnasium is August 2008. In order for this gymnasium to be completed on schedule, the County Council must provide local funding at the levels approved in the FY 2005–2010 CIP.

Takoma Park Elementary School

Utilization: Projections indicate that enrollment at Takoma Park Elementary School will exceed capacity by over 100 seats throughout the six-year CIP period. Relocatable classrooms will be utilized until additional capacity can be added.

Capital Project: FY 2006 facility planning funds are available to conduct a facility planning study to determine the feasibility, scope, and cost of a classroom addition. A date for the addition will be considered as part of the FY 2007–2012 CIP.

Viers Mill Elementary School

Non-Capital Action: A boundary study was conducted in spring 2004 to evaluate boundary options for the Downcounty Consortium Elementary School #27 (Connecticut Park Reopening). The following elementary schools participated on the boundary advisory committee: Viers Mill, Weller Road, and Wheaton Woods elementary schools. The superintendent's recommendation was released on October 15, 2004, with Board of Education action scheduled for November 2004.

Weller Road Elementary School

Utilization: Enrollment at Weller Road Elementary School is projected to exceed capacity throughout the six-year CIP period. A facility planning study was conducted during the summer 2000 to determine the feasibility, scope, and cost of an addition. Although the reopening of a new elementary school in the former Connecticut Park Elementary School facility in August 2006 will provide some relief, an addition will be needed at Weller Road Elementary School to accommodate the entire projected enrollment.

Non-Capital Action: A boundary study was conducted in spring 2004 to evaluate boundary options for the Downcounty Consortium Elementary School #27 (Connecticut Park Reopening). The following elementary schools participated on the boundary advisory committee: Viers Mill, Weller Road, and Wheaton Woods elementary schools. The superintendent's recommendation was released on October 15, 2004, with Board of Education action scheduled for November 2004.

Capital Project: FY 2005 planning funds are approved to begin the architectural design of a four-classroom addition with a scheduled completion date of August 2007. An additional seven classrooms will be designed as an add-alternate for the

class-size reduction initiatives. In order for the addition to be completed on schedule, two critical funding sources must be provided. First, the County Council must provide local funding at the levels approved in the FY 2005–2010 CIP, and second, the State of Maryland must provide state funding at the levels projected by the County Council for the FY 2005–2010 CIP.

Capital Project: A modernization project is approved for this school with a completion date of August 2013. In order for the latest code information, program requirements, and enrollment projections to be included in architectural designs for future modernization projects, planning expenditures are programmed in close proximity to the approved construction schedule for those projects. FY 2009 facility planning funds are approved for a facility planning study to determine the scope and cost of the modernization. In order for this modernization to be completed on schedule, two critical funding sources must remain as programmed. First, the County Council must provide local funding at the levels approved in the FY 2005–2010 CIP, and second the State of Maryland must provide state funding at levels projected by the County Council for the FY 2005–2010 CIP.

Wheaton Woods Elementary School

Non-Capital Action: A boundary study was conducted in spring 2004 to evaluate boundary options for the Downcounty Consortium Elementary School #27 (Connecticut Park Reopening). The following elementary schools participated on the boundary advisory committee: Viers Mill, Weller Road, and Wheaton Woods elementary schools. The superintendent's recommendation was released on October 15, 2004, with Board of Education action scheduled for November 2004.

CAPITAL PROJECTS

School	Project	Status	Date of Completion
Einstein HS	Signature Program improvements	Approved	Aug. 2007
Northwood HS	Facility modifications Phase I	Approved	Aug. 2006
	Facility modifications Phase II	Recommended	Aug. 2008
Downcounty Consortium MS #9	Reopen Belt facility	Approved	Aug. 2005
Parkland MS	Modernization	Approved	Aug. 2007
Silver Spring Int'l MS	Facility improvements	Approved	Aug. 2007
Bel Pre ES	Gymnasium Modernization	Approved Proposed	Aug. 2007 TBD

DOWNCOUNTY CONSORTIUM

School	Project	Status	Date of Completion	School	Project	Status	Date of Completion
Brookhaven ES Downcounty Consortium ES #27	Gymnasium	Approved	Aug. 2008	Forest Knolls ES	6-classroom addition	Approved	SY 2005-06
	Reopen Connecticut Park	Approved	Aug. 2006		6-classroom CSR addition	Approved	SY 2005-06
Downcounty Consortium ES #28	6-classroom CSR addition	Approved	Aug. 2006	Glenallan ES	Modernization	Approved	Aug. 2013
	Gymnasium	Approved	Aug. 2006	Montgomery Knolls ES	Gymnasium	Approved	Aug. 2009
	Reopen Arcola	Approved	Aug. 2007	Oak View ES	Core improvements	Approved	Aug. 2005
Downcounty Consortium ES #29 (Indian Spring)	Gymnasium	Approved	Aug. 2007	Sligo Creek ES	4-classroom addition	Approved	Aug. 2007
	New School	Proposed	TBD	Strathmore ES	Gymnasium	Approved	Aug. 2008
				Takoma Park ES	Addition	Proposed	TBD
				Weller Road ES	4-classroom addition	Approved	Aug. 2007
					7-classroom CSR addition	Approved	Aug. 2007
					Modernization	Approved	Aug. 2013

DOWNCOUNTY CONSORTIUM

Projected Enrollment and Space Availability

Effects of the Recommended Amendments to the FY 2005–2010 CIP and Non-CIP Actions on Space Available

Schools		Actual	Projections							
		04-05	05-06	06-07	07-08	08-09	09-10	10-11	2015	2020
Montgomery Blair HS	Program Capacity	2,830	2,830	2,830	2,830	2,830	2,830	2,830	2,830	2,830
	Enrollment	3,345	3,178	3,029	2,947	2,804	2,754	2,759	2,800	2,800
	Available Space	-514	-348	-198	-116	26	76	72	30	30
	Comments	-2 LAD								
Albert Einstein HS	Program Capacity	1,417	1,417	1,417	1,457	1,457	1,457	1,457	1,457	1,457
	Enrollment	1,780	1,736	1,653	1,563	1,535	1,535	1,555	1,600	1,600
	Available Space	-363	-319	-236	-106	-78	-78	-98	-143	-143
	Comments	+1 SCB +1 LFI	Planning for Signature Improvements		Signature Improvements Complete, -3 ED					
John F. Kennedy HS	Program Capacity	1,727	1,727	1,727	1,727	1,727	1,727	1,727	1,727	1,727
	Enrollment	1,537	1,554	1,538	1,534	1,549	1,572	1,584	1,600	1,600
	Available Space	190	173	189	193	178	155	143	127	127
	Comments									
Northwood HS	Program Capacity	676	1,693	1,693	1,652	1,652	1,652	1,652	1,652	1,652
	Enrollment	363	744	1,084	1,439	1,459	1,454	1,489	1,500	1,500
	Available Space	313	949	609	213	193	198	163	152	152
	Comments	Opens*	Phase I Fac. Imp. in Progress	Phase I Complete	+3 ED	Phase II Fac. Imp. Complete				
Wheaton HS	Program Capacity	1,508	1,508	1,508	1,508	1,508	1,508	1,508	1,508	1,508
	Enrollment	1,503	1,466	1,430	1,366	1,324	1,314	1,345	1,400	1,400
	Available Space	5	42	78	142	184	194	163	108	108
	Comments	+1 LFI								
Argyle MS	Program Capacity	842	842	842	842	842	842	842	842	842
	Enrollment	577	667	601	600	608	603	607	650	650
	Available Space	264	175	241	242	234	239	235	192	192
	Comments	Choice Area Recommend.	MSMC Begins							
Downcounty Consortium MS #9 (Belt)	Program Capacity	0	900	891	891	891	891	891	891	891
	Enrollment	0	610	637	637	645	640	644	700	700
	Available Space	0	290	254	254	246	251	247	191	191
	Comments	Choice Area Recommend.	+2 LAD MSMC Begins	+1 LAD						
Eastern MS	Program Capacity	1,044	1,044	1,044	1,044	1,044	1,044	1,044	1,044	1,044
	Enrollment	883	859	884	858	877	828	855	900	900
	Available Space	161	185	160	186	167	216	189	144	144
	Comments									
Col. E. Brooke Lee MS	Program Capacity	726	726	726	726	726	726	726	726	726
	Enrollment	631	610	593	571	553	533	532	600	600
	Available Space	95	116	133	155	173	193	194	126	126
	Comments									
Newport Mill MS	Program Capacity	814	814	814	814	814	814	814	814	814
	Enrollment	656	692	683	665	643	641	641	700	700
	Available Space	158	122	132	150	172	174	174	114	114
	Comments	-1 LFI								
Parkland MS	Program Capacity	1,036	1,054	1,054	829	829	829	829	829	829
	Enrollment	1,226	562	582	582	590	584	589	650	650
	Available Space	-190	492	472	247	239	245	240	179	179
	Comments	Choice Area Recommend.	@Tilden Ctr. -2 LAD MSMC Begins		Modem. Complete Aug. 07					
Sligo MS	Program Capacity	1,082	1,082	1,082	1,082	1,082	1,082	1,082	1,082	1,082
	Enrollment	637	587	605	596	638	631	620	650	650
	Available Space	445	495	477	486	444	451	462	432	432
	Comments	+1 m for Infant & Todd. Offices								
Silver Spring International M	Program Capacity	1,269	1,269	1,269	1,179	1,179	1,179	1,179	1,179	1,179
	Enrollment	840	828	845	861	868	861	862	900	900
	Available Space	429	441	424	318	311	318	317	279	279
	Comments		Planning For Improvements		Facility Improvements Complete					
Takoma Park MS	Program Capacity	922	922	922	922	922	922	922	922	922
	Enrollment	997	978	917	891	906	913	940	950	950
	Available Space	-74	-56	6	32	16	10	-18	-28	-28
	Comments									

DOWNCOUNTY CONSORTIUM

Schools		Actual	Projections						2015	2020
		04-05	05-06	06-07	07-08	08-09	09-10	10-11		
Bel Pre ES Grades (K-2) Paired With Strathmore ES	Program Capacity	496	516	516	516	516	516	516		
	Enrollment	498	528	522	518	516	518	520		
	Available Space	-2	-12	-6	-2	0	-2	-4		
	Comments		-1 HS, +2 pre-K		+Gym		Facility Planning for Mod.			
Brookhaven ES	Program Capacity	404	417	417	417	417	417	417		
	Enrollment	353	374	376	366	361	374	393		
	Available Space	51	43	41	51	56	43	24		
	Comments	+1 PEP	+1 PEP +1 pre-K			+ Gym				
Downcounty Consortium ES #27 (Conn. Park)	Program Capacity	0	0	672	672	672	672	672		
	Enrollment	0	0	535	640	645	645	645		
	Available Space	0	0	137	32	27	27	27		
	Comments	Boundary Recommend.		Opens +Gym						
Downcounty Consortium ES #28 (Arcola)	Program Capacity	0	0	0	594	594	594	594		
	Enrollment	0	0	0	0	0	0	0		
	Available Space	0	0	0	594	594	594	594		
	Comments				Opens + Gym +2 SCB					
East Silver Spring ES Grades (K-3) Paired With Piney Branch ES	Program Capacity	486	486	486	486	486	486	486		
	Enrollment	271	295	297	307	311	313	315		
	Available Space	215	191	189	179	175	173	171		
	Comments	Grade 3 to Piney Br. -1 pre-K, -1 LAD	-1 HS +2 pre-K							
Forest Knolls ES	Program Capacity	471	621	621	621	621	621	621		
	Enrollment	551	553	569	562	566	571	578		
	Available Space	-80	68	52	59	55	50	43		
	Comments		+6 Rooms (+6 Rm CSR)							
Georgian Forest ES	Program Capacity	423	423	423	423	423	423	423		
	Enrollment	453	457	447	444	427	430	434		
	Available Space	-30	-34	-24	-21	-4	-7	-11		
	Comments									
Glen Haven ES	Program Capacity	632	632	632	632	632	632	632		
	Enrollment	531	557	555	555	553	558	575		
	Available Space	101	75	77	77	79	74	57		
	Comments	+3 SCB -1 HS, +1 pre-K								
Glenallan ES	Program Capacity	384	384	384	384	384	384	384		
	Enrollment	429	432	416	420	418	428	441		
	Available Space	-45	-48	-32	-36	-34	-44	-57		
	Comments					Facility Planning for Mod.				
Harmony Hills ES	Program Capacity	467	467	467	467	467	467	467		
	Enrollment	504	498	506	510	513	515	514		
	Available Space	-37	-31	-39	-43	-46	-48	-47		
	Comments	-1 LAD								
Highland ES	Program Capacity	665	665	665	665	665	665	665		
	Enrollment	698	697	713	703	711	735	741		
	Available Space	-33	-32	-48	-38	-46	-70	-76		
	Comments	-1 HS +1 pre-K -3 SCB								
Highland View ES	Program Capacity	366	366	366	366	366	366	366		
	Enrollment	350	366	369	365	370	376	372		
	Available Space	16	0	-3	1	-4	-10	-6		
	Comments									
Kemp Mill ES	Program Capacity	603	603	603	603	603	603	603		
	Enrollment	604	597	584	571	561	558	585		
	Available Space	-1	6	19	32	42	45	18		
	Comments	-1 LAD +1 SCB								
Montgomery Knolls ES Grades (K-2) Paired With Pine Crest ES	Program Capacity	346	346	346	346	346	346	346		
	Enrollment	391	377	392	394	397	399	401		
	Available Space	-45	-31	-46	-48	-51	-53	-55		
	Comments						+Gym			

DOWNCOUNTY CONSORTIUM

Schools		Actual		Projections						2015	2020
		04-05	05-06	06-07	07-08	08-09	09-10	10-11			
New Hampshire Estates ES Grades (K-2) Paired With Oak View ES	Program Capacity	601	601	601	601	601	601	601			
	Enrollment	413	466	483	484	487	489	491			
	Available Space	188	135	118	117	114	112	110			
	Comments	+1 pre-K									
Oak View ES Grades (3-5) Paired With New Hampshire ES	Program Capacity	313	313	313	313	313	313	313			
	Enrollment	284	282	266	287	295	310	312			
	Available Space	29	31	47	26	18	3	1			
	Comments	@ Fairland	Core Improvements Complete								
Oakland Terrace ES	Program Capacity	639	639	639	639	639	639	639			
	Enrollment	697	682	686	688	690	697	710			
	Available Space	-58	-43	-47	-49	-51	-58	-71			
	Comments										
Pine Crest ES Grades (3-5) Paired With Montgomery Knolls ES	Program Capacity	388	388	388	388	388	388	388			
	Enrollment	391	410	387	389	378	395	397			
	Available Space	-3	-22	1	-1	10	-7	-9			
	Comments										
Piney Branch ES Grades (3-5) Paired With East Silver Spring ES Takoma Park ES	Program Capacity	613	613	613	613	613	613	613			
	Enrollment	554	582	603	628	634	639	624			
	Available Space	59	31	10	-15	-21	-26	-11			
	Comments	+Grade 3 from E. Silver Spring									
Rock View ES	Program Capacity	487	487	487	487	487	487	487			
	Enrollment	500	497	499	507	508	505	508			
	Available Space	-13	-10	-12	-20	-21	-18	-21			
	Comments										
Rolling Terrace ES	Program Capacity	814	814	814	814	814	814	814			
	Enrollment	693	705	708	710	703	723	738			
	Available Space	121	109	106	104	111	91	76			
	Comments										
Sligo Creek ES	Program Capacity	594	594	594	694	694	694	694			
	Enrollment	659	679	684	687	706	712	706			
	Available Space	-65	-85	-90	7	-12	-18	-12			
	Comments	+1 Aspergers			+4 Rooms						
Strathmore ES Grades (3-5) Paired With Bel Pre ES	Program Capacity	468	468	468	468	468	468	468			
	Enrollment	466	451	443	453	464	459	455			
	Available Space	2	17	25	15	4	9	13			
	Comments					+Gym					
Takoma Park ES Grades (K-2) Paired With Piney Branch ES	Program Capacity	310	305	305	305	305	305	305			
	Enrollment	409	471	470	443	427	429	431			
	Available Space	-99	-166	-165	-138	-122	-124	-126			
	Comments	-1 pre-K	+1 HS Facility Ping. for Addition								
Viers Mill ES	Program Capacity	515	539	539	539	539	539	539			
	Enrollment	661	674	472	429	424	438	460			
	Available Space	-146	-135	67	110	115	101	79			
	Comments	Boundary Recommend.	-2 LAD +HSM								
Weller Road ES	Program Capacity	432	432	432	532	532	532	532			
	Enrollment	566	570	506	484	485	501	523			
	Available Space	-134	-138	-74	48	47	31	9			
	Comments	Ping. for Add. Boundary Recommend.			+4 Rooms (+7 CSR)	Facility Planning for Mod.					
Wheaton Woods ES	Program Capacity	467	467	467	467	467	467	467			
	Enrollment	662	676	471	424	422	429	448			
	Available Space	-195	-209	-4	43	45	38	19			
	Comments	Boundary Recommend.									
Woodlin ES	Program Capacity	503	498	498	498	498	498	498			
	Enrollment	462	517	516	529	519	514	524			
	Available Space	41	-19	-18	-31	-21	-16	-26			
	Comments		+1 pre-K								
Cluster Information	HS Utilization	106%	95%	95%	96%	95%	94%	95%	97%	97%	
	HS Enrollment	8,528	8,678	8,734	8,849	8,671	8,629	8,732	8,900	8,900	
	MS Utilization	83%	74%	73%	75%	76%	75%	76%	80%	80%	
	MS Enrollment	6447	6388	6347	6261	6328	6234	6290	6700	6700	
	ES Utilization	101%	102%	98%	92%	92%	94%	95%	96%	96%	
	ES Enrollment	13050	13393	13435	13457	13451	13620	13801	14000	14000	

*Northwood High School opened with a 9th grade only. Half of the facility is under construction and that capacity is currently not available.

DOWNCOUNTY CONSORTIUM

Demographic Characteristics of Schools

Schools	2004–2005						2003–2004*		
	Total Enrollment	African American %	American Indian %	Asian American %	Hispanic %	White %	FARMS %	ESOL** %	Mobility Rate*** %
Montgomery Blair HS	3,345	31.8%	0.3%	14.5%	26.3%	27.1%	21.1%	9.5%	17.9%
Albert Einstein HS	1,780	25.2%	0.4%	11.7%	36.8%	25.9%	27.2%	10.9%	20.6%
John F. Kennedy HS	1,537	42.0%	0.4%	11.3%	28.8%	17.5%	23.4%	10.1%	22.6%
Northwood HS	363	36.1%	0.6%	5.5%	27.8%	30.0%			
Wheaton HS	1,503	27.5%	0.3%	10.6%	46.2%	15.4%	38.4%	13.4%	25.7%
Argyle MS	577	48.5%	0.5%	11.1%	25.5%	14.4%	41.5%	9.3%	25.5%
Eastern MS	883	26.5%	0.2%	14.2%	30.0%	29.1%	38.4%	6.0%	15.0%
Col. E. Brooke Lee MS	631	34.2%	0.3%	14.1%	32.2%	19.2%	42.4%	10.8%	21.4%
Newport Mill MS	656	22.1%	0.2%	10.5%	46.3%	20.9%	35.9%	8.1%	16.0%
Parkland MS	1,226	24.3%	0.2%	11.2%	51.5%	12.8%	53.5%	5.3%	22.2%
Sligo MS	637	27.2%	0.5%	9.1%	36.9%	26.4%	37.9%	9.6%	21.1%
Silver Spring International MS	840	30.8%	0.1%	7.6%	39.5%	21.9%	42.6%	6.3%	17.4%
Takoma Park MS	997	31.5%	0.1%	17.7%	14.8%	35.9%	22.8%	6.4%	11.9%
Bel Pre ES	498	50.6%	0.6%	10.2%	27.3%	11.2%	46.7%	4.5%	27.4%
Brookhaven ES	353	47.6%	0.0%	9.1%	32.0%	11.3%	45.8%	21.9%	20.0%
East Silver Spring ES	271	55.0%	1.1%	7.4%	26.9%	9.6%	53.8%	17.8%	28.4%
Forest Knolls ES	551	22.3%	0.0%	12.2%	31.6%	33.9%	26.9%	12.6%	15.2%
Georgian Forest ES	453	38.4%	0.9%	15.5%	31.3%	13.9%	42.7%	12.0%	28.3%
Glen Haven ES	531	35.4%	0.0%	13.4%	38.0%	13.2%	53.7%	15.8%	21.8%
Glenallan ES	429	33.1%	0.2%	12.6%	34.0%	20.0%	49.3%	19.9%	27.5%
Harmony Hills ES	504	31.9%	0.0%	8.7%	48.6%	10.7%	75.9%	18.5%	28.4%
Highland ES	698	14.3%	0.3%	5.3%	73.6%	6.4%	68.5%	29.5%	21.5%
Highland View ES	350	31.4%	0.3%	4.6%	40.3%	23.4%	52.5%	17.6%	21.2%
Kemp Mill ES	604	28.1%	0.2%	12.7%	45.5%	13.4%	60.1%	20.1%	21.5%
Montgomery Knolls ES	391	39.4%	0.0%	12.0%	33.5%	15.1%	53.0%	32.4%	20.0%
New Hampshire Estates ES	413	24.5%	0.2%	11.1%	58.8%	5.3%	74.6%	38.6%	33.6%
Oak View ES	284	21.5%	0.0%	12.0%	60.6%	6.0%	75.5%	28.8%	27.7%
Oakland Terrace ES	697	20.1%	0.6%	11.5%	31.7%	36.2%	34.5%	10.5%	16.4%
Pine Crest ES	391	32.0%	0.5%	13.0%	28.1%	26.3%	45.4%	15.5%	19.4%
Piney Branch ES	554	41.9%	0.4%	4.5%	22.6%	30.7%	41.4%	9.0%	16.6%
Rock View ES	500	21.6%	0.2%	15.0%	40.2%	23.0%	40.6%	15.1%	18.3%
Rolling Terrace ES	693	17.9%	0.0%	6.1%	52.5%	23.5%	57.2%	16.4%	16.0%
Sligo Creek ES	659	33.1%	0.3%	5.0%	12.6%	49.0%	19.9%	5.7%	11.6%
Strathmore ES	466	46.6%	0.0%	12.4%	28.5%	12.4%	44.1%	8.6%	22.6%
Takoma Park ES	409	34.0%	0.5%	7.6%	17.8%	40.1%	34.9%	10.8%	18.8%
Viers Mill ES	661	23.0%	0.3%	8.6%	54.3%	13.8%	61.4%	33.6%	22.1%
Weller Road ES	566	15.5%	0.0%	11.7%	62.4%	10.4%	60.2%	22.3%	22.3%
Wheaton Woods ES	662	11.5%	0.3%	11.9%	65.4%	10.9%	56.3%	29.4%	23.9%
Woodlin ES	462	29.0%	0.2%	10.2%	15.6%	45.0%	25.1%	8.9%	20.2%
Elementary Cluster Total	13,050	29.2%	0.3%	10.0%	40.1%	20.4%	49.8%	18.3%	22.0%
Elementary County Total	62,868	22.6%	0.3%	14.8%	21.3%	41.0%	28.5%	10.8%	17.2%

*Percent of students approved for Free and Reduced-priced Meals Program (FARMS) and

Percent of English for Speakers of Other Languages (ESOL) data was not complete for the 2004–2005 school year at the time of publication.

**High School ESOL students are served at regional ESOL centers.

***Mobility Rate is the number of entries plus withdrawals during the 2003–2004 school year compared to total enrollment.

DOWNCOUNTY CONSORTIUM

Facility Characteristics of Schools 2004–2005

Schools	Year Opened	Year Ren./ Mod.	Total Square Feet	Site Size Acres	Park Adjacent	FACT Assess. Score	Child Care				Reloc. Class. 2004-05	Link. To Learn. Prgms.	Elem. Gym
							Joint Use	Shared Space	County Owned	Private Mod.			
Montgomery Blair HS	1998		386,567	30.2	PK						7		
Albert Einstein HS	1962	1997	265,552	27.2	PK						11		
John F. Kennedy HS	1964	1999	280,048	29.1									
Northwood HS	1956	2004	222,657	29.6									
Wheaton HS	1954	1983	258,117	28.2		1220					2		
Argyle MS	1971		120,205	20		TBD	Yes					Yes	
Eastern MS	1951	1976	152,030	14.5		1472						Yes	
Col. E. Brooke Lee MS	1966		123,199	16.5	PK	1479						Yes	
Newport Mill MS	1958	2002	108,240	8.4	PK								
Parkland MS	1963		141,758	9.2	PK	1409					8	Yes	
Sligo MS	1959	1991	149,527	21.7	PK							Yes	
Silver Spring International MS	1934	1999	158,545	15.6	PK							Yes	
Takoma Park MS	1939	1999	137,348	23.5	PK						2		
Bel Pre ES	1968		52,163	8.9	PK	1476					8	Yes	
Brookhaven ES	1961	1995	53,261	8.6			Yes	Yes			5	Yes	
East Silver Spring ES	1929	1975	57,684	8.4		TBD		Yes					Yes
Forest Knolls ES	1960	1993	68,700	7.8				Yes			10		Yes
Georgian Forest ES	1961	1995	58,197	11	PK		Yes	Yes			11	Yes	Yes
Glen Haven ES	1950	2004	85,845	10		1409		Yes					Yes
Glenallan ES	1966		47,614	12.1		1418		Yes			8		Yes
Harmony Hills ES	1957	1999	63,107	10.2							9	Yes	Yes
Highland ES	1950	1989	84,138	11	PK		Yes	Yes			10	Yes	Yes
Highland View ES	1953	1994	59,213	6.6				Yes			6		Yes
Kemp Mill ES	1960	1996	68,222	10				Yes			8		Yes
Montgomery Knolls ES	1952	1989	57,231	10.3	PK			Yes			6	Yes	
New Hampshire Estates ES	1988		70,540	5.4	PK			Yes				Yes	Yes
Oak View ES	1949	1985	46,349	11.3	PK			Yes				Yes	Yes
Oakland Terrace ES	1950	1993	79,145	9.5	PK			Yes			7		Yes
Pine Crest ES	1992		53,778	5.6	PK		Yes	Yes			2	Yes	Yes
Piney Branch ES	1971		99,706	2	PK	TBD		Yes					Yes
Rock View ES	1955	1999	69,589	7.4				Yes			5		Yes
Rolling Terrace ES	1988		88,835	4.3				Yes			3	Yes	Yes
Sligo Creek ES	1934	1999	92,985	15.6	PK		Yes	Yes			7		Yes
Strathmore ES	1970		52,451	10.8	PK	TBD						Yes	
Takoma Park ES	1979		50,933	4.7		TBD	Yes	Yes			8		Yes
Viers Mill ES	1950	1991	86,978	10.4				Yes	Yes		13	Yes	Yes
Weller Road ES	1953	1975	55,191	11.1		1461					14	Yes	Yes
Wheaton Woods ES	1952	1976	66,763	8		1525		Yes			11	Yes	Yes
Woodlin ES	1944	1974	60,725	11		TBD			Yes		4		Yes

Note: PK denotes that a park is adjacent to the school.

Gaithersburg Cluster

Montgomery County Public Schools
850 Hungerford Drive

Map Compiled by MCPS Department of Planning and Capital Programming Sep 27, 2004
Map base provided by Montgomery County DTS Geographic Information System Division

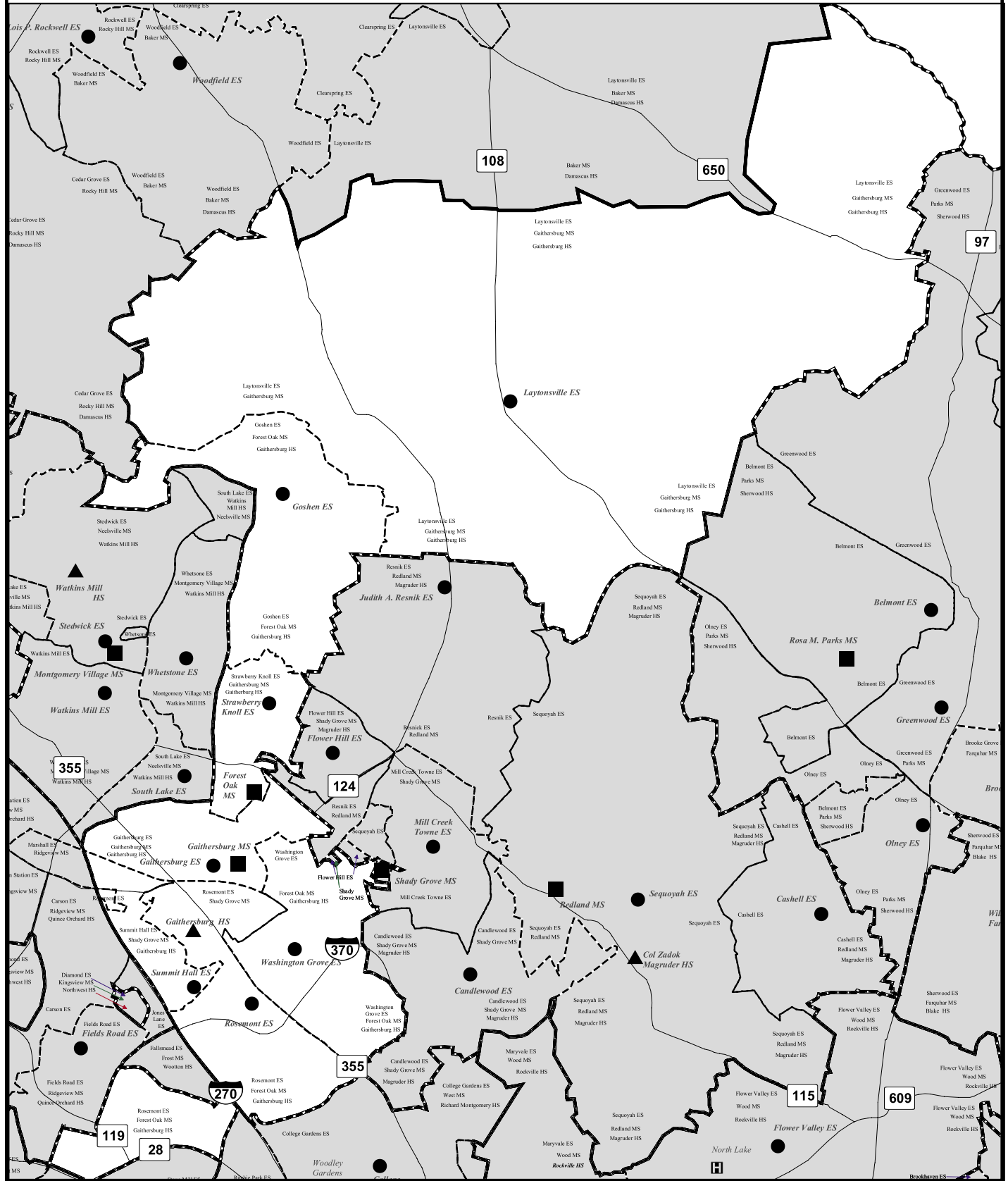


- | | | | |
|--------|-----|---------|---------------------|
| Closed | New | Current | |
| ⊙ | ○ | ◐ | Grades K-2 |
| ⊕ | ○ | ◑ | Grades 3-6 or 3 - 5 |
| ⊖ | ○ | ◒ | Grades K-5 |
| ⊗ | □ | ■ | Middle Schools |
| ▲ | △ | ▲ | High Schools |

Vicinity Map



- Cluster Service Areas
- - - ES Service Areas
- Major Roads



CLUSTER PLANNING ISSUES

Capital Project: Restroom renovations are planned for schools in this cluster that were constructed or modernized before 1985 and do not have planning or construction funds approved in the FY 2005–2010 CIP. Schools that are receiving an addition project will have the improvements completed at the same time. Please see Appendix W for the list of schools that are approved to receive restroom renovations.

Planning Issue: As a result of enrollment growth in the county, many high schools are stretched beyond their capacities and have enrollments that exceed 2,000 students. Projected enrollment growth will only exacerbate this problem. Many high schools, especially in the central part of the county, do not have adequate site sizes or core facilities to accommodate the projected enrollment. A new high school will be needed in the next ten years to relieve overcrowding in some high schools and to bring the student enrollment at these schools below the school capacity. A site selection committee will be formed to explore sites for a new high school.

Planning Issue: A program initiative to provide full-day kindergarten and reduced class-sizes in Grades K–2 was introduced in the 2000–2001 school year in schools with the largest number of students affected by poverty and language deficiency. Gaithersburg, Rosemont, Strawberry Knoll, Summit Hall, and Washington Grove elementary schools receive staffing to reduce class sizes in Grades K–2. Relocatable classrooms are being used to accommodate these initiatives where necessary. At schools with construction projects, classroom additions are being designed as add-alternates to accommodate the additional staffing.

Planning Issue: Revisions under consideration for the Shady Grove Sector Plan in the Gaithersburg cluster will increase the housing density around the Shady Grove METRO station. The number of units proposed will generate enough students to support a new elementary school. An elementary school site needs to be acquired either by dedication of a park site that was a former master-planned school site or purchase of a site from a developer. Funds are requested in the Advanced Land Acquisition Revolving Fund (ALARF) Project to purchase a site should the former master-planned sit not be made available to MCPS.

Planning Issue: Construction of the King Farm is nearing completion. Ongoing development will be monitored to determine its effect on schools in this cluster.

SCHOOLS

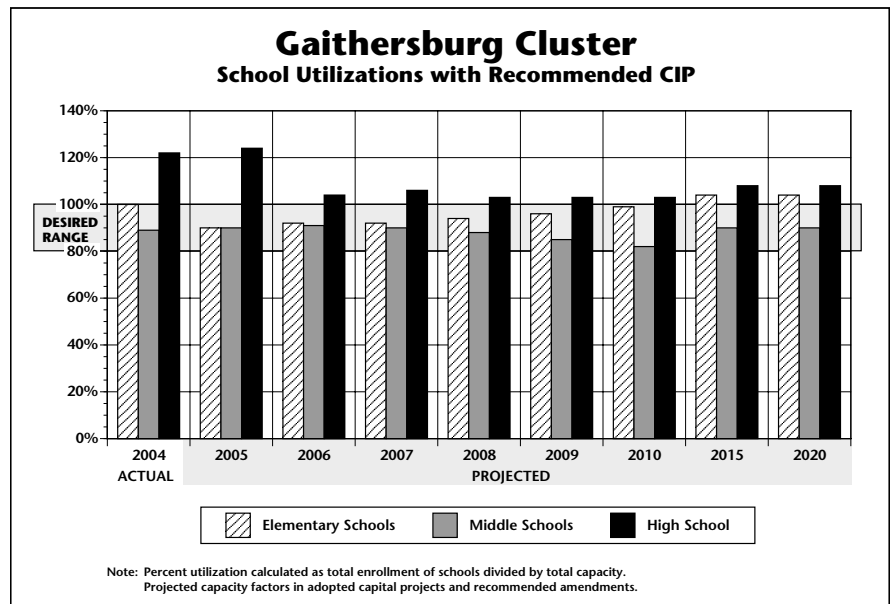
Gaithersburg High School

Utilization: Projected enrollment at Gaithersburg High School will exceed capacity throughout the six-year period. A 16-classroom addition is needed to accommodate the

enrollment increases. Relocatable classrooms will be utilized until an addition is constructed.

Capital Project: FY 2001 facility planning funds were approved for a facility planning study to determine the scope, and cost of the project and to master plan the addition along with the modernization that is scheduled for completion beyond the six-year CIP planning period. Although initial studies found that it would be difficult to construct a 16-classroom addition as part of a master-planned modernization, further study concluded that the permanent classrooms could be constructed before the school is modernized if adjacent land were purchased. The Board of Education received an FY 2001 Supplemental Appropriation to purchase property adjacent to Gaithersburg High School for use as part of the school’s future expansion. Three adjacent residential properties were acquired by MCPS in FY 2003. The County Council approved a project entitled the Upcounty Solution that provided funding for the addition to Gaithersburg High School. These funds were transferred to the Gaithersburg High School Addition project. FY 2006 construction funds are approved to construct the addition. Due to funding constraints, the completion date for this addition was delayed to August 2006.

Capital Project: A modernization project is approved for this school with a completion date of August 2012 for the facility and August 2013 for the site work. In order for the latest code information, program requirements, and enrollment projections to be included in feasibility studies and architectural designs for future modernization projects, planning expenditures are programmed in close proximity to the approved construction schedule for those projects. FY 2009 planning funds are approved to begin the architectural design of the modernization. In order for this modernization to be completed on schedule, two critical funding sources must remain as programmed. First, the County Council must provide local funding at the levels



approved in the FY 2005–2010 CIP, and second the State of Maryland must provide state funding at levels projected by the County Council for the FY 2005–2010 CIP.

Gaithersburg Elementary School

Utilization: Enrollment at Gaithersburg Elementary School currently exceeds capacity. Projected enrollment at Gaithersburg Elementary School will exceed capacity throughout the six-year period. A nine-classroom addition is needed to meet the projected enrollment and to accommodate a special education program at the school. Gaithersburg Elementary School has received additional staffing to reduce class-sizes in full-day kindergarten and Grades 1 and 2. These class-size reductions impact the need for additional classrooms in the facility. An additional six-classroom addition was bid as an alternate and constructed to accommodate the class-size reduction initiative. A school-based health center (SBHC) has been master planned as part of the classroom addition. An FY 2004 special appropriation was requested by DHHS to secure the funding for the design of the SBHC.

Capital Project: FY 2005 construction funds are approved to complete the addition and the additional six classrooms for the class-size reduction initiative for the 2005–2006 school year. An FY 2005 supplemental appropriation was approved for the DHHS Capital Budget to construct the SBHC at Gaithersburg Elementary School.

Rosemont Elementary School

Utilization: Enrollment at Rosemont Elementary School currently exceeds capacity. Projected enrollment at Rosemont Elementary School will continue to grow throughout the six-year CIP period. A ten-classroom addition is needed to meet the projected enrollment growth. Rosemont Elementary School received additional staffing to reduce class-sizes in full-day kindergarten and Grades 1 and 2. These class-size reductions impact the need for additional classrooms in the facility. An additional six-classroom addition will be constructed to accommodate the class-size reduction initiative.

Capital Project: FY 2005 construction funds were approved to construct a ten-classroom addition and the additional six classrooms for the class-size reduction initiative by 2005–2006 school year.

Capital Project: FY 2005 planning and construction funds were approved for a gymnasium. The scheduled completion date for this gymnasium is 2005–2006 school year.

Washington Grove Elementary School

Utilization: Projections indicate that enrollment at Washington Grove Elementary School will exceed capacity throughout the six-year CIP period. Relocatable classrooms will continue to be utilized until an addition is constructed.

Capital Project: FY 2005 facility planning funds are approved for a facility planning study to determine the scope, feasibility, and cost of a classroom addition. The Department of Health and Human Services is considering opening a School Based Health Center (SBHC) at Washington Grove Elementary School. The SBHC will be considered during the facility planning study. A date for the addition will be considered as part of the FY 2007–2012 CIP.

CAPITAL PROJECTS

School	Project	Status	Date of Completion
Gaithersburg HS	16-classroom addition	Approved	Aug. 2006
	Modernization	Approved	Aug. 2012
	Site work	Approved	Aug. 2013
Gaithersburg ES	9-classroom addition	Approved	SY 2005–2006
	6-classroom CSR addition	Approved	SY 2005–2006
Rosemont ES	10-classroom addition	Approved	SY 2005–2006
	6-classroom CSR addition	Approved	SY 2005–2006
	Gymnasium	Approved	SY 2005–2006
Washington Grove ES	Classroom addition	Proposed	TBD

GAITHERSBURG CLUSTER

Projected Enrollment and Space Availability

Effects of the Recommended Amendments to the FY 2005–2010 CIP and Non–CIP Actions on Space Available

Schools		Actual 04–05	Projections							2015	2020
			05–06	06–07	07–08	08–09	09–10	10–11			
Gaithersburg HS	Program Capacity	1,800	1,783	2,126	2,126	2,126	2,126	2,126	2,126	2,126	2,126
	Enrollment	2,196	2,202	2,202	2,246	2,190	2,181	2,190	2,300	2,300	
	Available Space	(396)	(419)	(76)	(120)	(64)	(55)	(64)	(174)	(174)	
	Comments	+1 Bridge	+1 AUT	+1 SCB +16 Room Addition		Planning for Mod.					
Forest Oak MS	Program Capacity	959	942	942	942	942	942	942	942	942	
	Enrollment	922	893	920	905	888	881	866	950	950	
	Available Space	37	49	22	37	54	61	76	(8)	(8)	
	Comments	+1 SCB	+1 SCB								
Gaithersburg MS	Program Capacity	941	941	941	941	941	941	941	941	941	
	Enrollment	770	794	789	793	761	721	674	750	750	
	Available Space	171	147	152	148	180	220	267	191	191	
	Comments	+1 Bridge +1 Aut.									
Gaithersburg ES	Program Capacity	450	675	675	675	675	675	675			
	Enrollment	509	495	514	517	525	547	578			
	Available Space	(59)	180	161	158	150	128	97			
	Comments	-1 HS +1 pre-K	+9 Rms (+6 Rms CSR) +SBHC								
Goshen ES	Program Capacity	688	683	683	683	683	683	683			
	Enrollment	659	682	673	693	691	692	706			
	Available Space	29	1	10	(10)	(8)	(9)	(23)			
	Comments	+FDK +1 pre-K Lang	+1 pre-K								
Laytonsville ES	Program Capacity	581	581	531	531	531	531	531			
	Enrollment	517	508	512	497	499	516	520			
	Available Space	64	73	19	34	32	15	11			
	Comments			+FDK							
Rosemont ES	Program Capacity	361	611	611	611	611	611	611			
	Enrollment	491	492	504	514	544	558	572			
	Available Space	(130)	119	107	97	67	53	39			
	Comments		+10 Rooms (+6 Rms CSR) +Gym								
Strawberry Knoll ES	Program Capacity	609	609	609	609	609	609	609			
	Enrollment	563	577	580	579	600	617	621			
	Available Space	46	32	29	30	9	(8)	(12)			
	Comments	+1 PEP +1 pre-K									
Summit Hall ES	Program Capacity	570	570	570	570	570	570	570			
	Enrollment	499	509	510	505	506	518	526			
	Available Space	71	61	60	65	64	52	44			
	Comments	+1 pre-K									
Washington Grove ES	Program Capacity	365	365	365	365	365	365	365			
	Enrollment	393	404	412	414	430	433	467			
	Available Space	(28)	(39)	(47)	(49)	(65)	(68)	(102)			
	Comments	Facility Planning for Add.									
Cluster Information	HS Utilization	122%	124%	104%	106%	103%	103%	103%	108%	108%	
	HS Enrollment	2,196	2,202	2,202	2,246	2,190	2,181	2,190	2,300	2,300	
	MS Utilization	89%	90%	91%	90%	88%	85%	82%	90%	90%	
	MS Enrollment	1,692	1,687	1,709	1,698	1,649	1,602	1,540	1,700	1,700	
	ES Utilization	100%	90%	92%	92%	94%	96%	99%	104%	104%	
ES Enrollment	3,631	3,667	3,705	3,719	3,795	3,881	3,990	4,200	4,200		

GAITHERSBURG CLUSTER

Facility Characteristics of Schools 2004–2005

Schools	Year Opened	Year Ren./ Mod.	Total Square Feet	Site Size Acres	Park Adjacent	FACT Assess. Score	Child Care				Reloc. Class. 2004–05	Link. To Learn. Prgms.	Elem. Gym
							Joint Use	Shared Space	County Owned	Private Mod.			
Gaithersburg HS	1951	1978	280,688	39		1214					12		
Forest Oak MS	1999		132,259	41.2							2	Yes	
Gaithersburg MS	1960	1988	157,694	24.2				Yes				Yes	
Gaithersburg ES	1947	1982	60,908	9.2		TBD		Yes			14	Yes	Yes
Goshen ES	1988		76,740	10.5				Yes			2		Yes
Laytonsville ES	1951	1989	64,160	10.9			Yes	Yes			1		Yes
Rosemont ES	1965	1995	54,950	8.9			Yes	Yes			11		Yes
Strawberry Knoll ES	1988		78,723	10.8							4		Yes
Summit Hall ES	1971		64,618	10.2	PK	TBD	Yes	Yes			5	Yes	Yes
Washington Grove ES	1956	1984	50,526	10.7		TBD					9	Yes	Yes

Note: PK denotes that a park is adjacent to the school.

Walter Johnson Cluster

Montgomery County Public Schools
850 Hungerford Drive

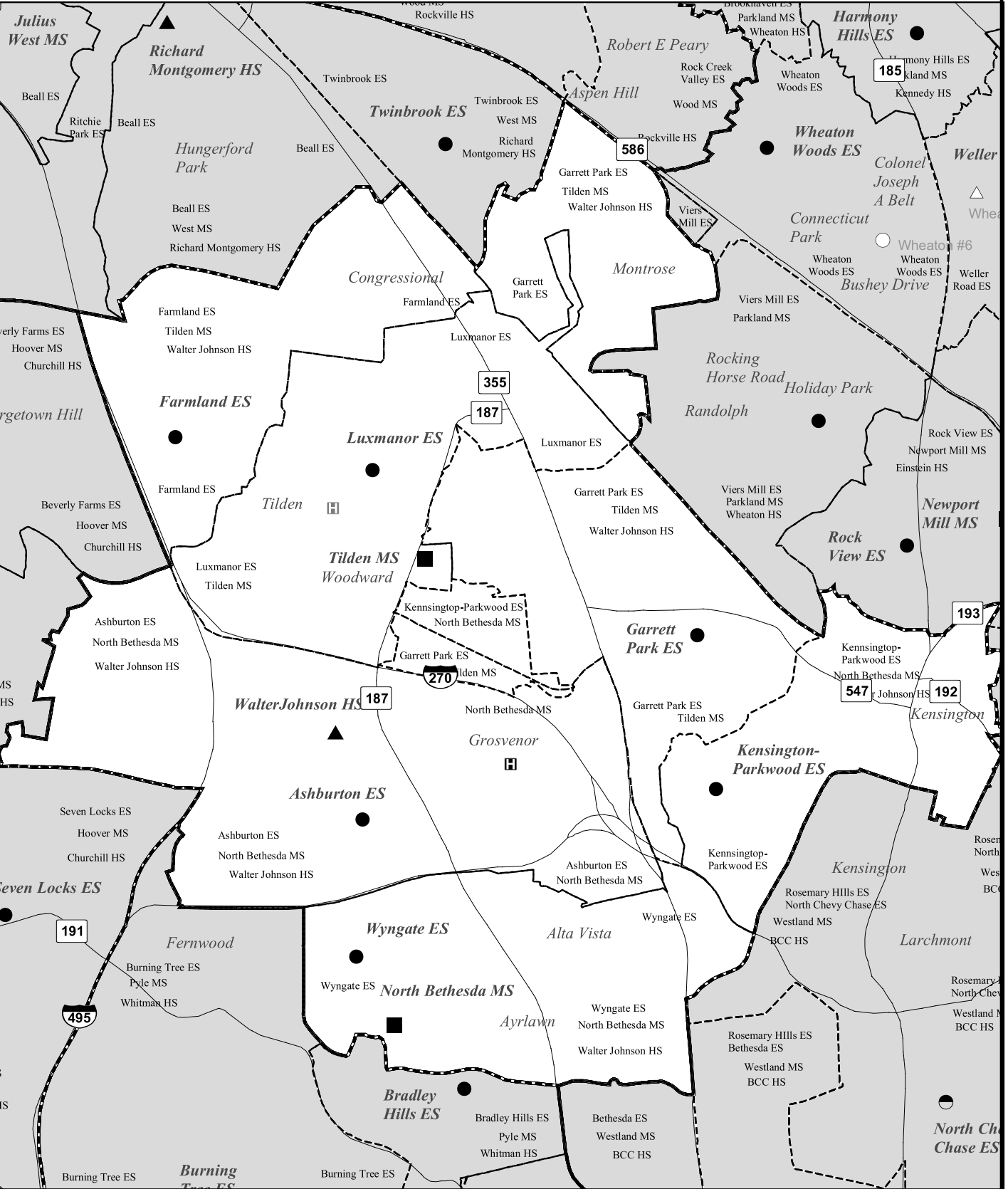
0 0.5 Miles



- | | | | |
|--------|-----|---------|---------------------|
| Closed | New | Current | Grades K-2 |
| ● | ○ | ◐ | Grades 3-6 or 3 - 5 |
| ◑ | ◒ | ◓ | Grades K-5 |
| ◔ | ◕ | ◖ | Middle Schools |
| ◗ | ◘ | ◙ | High Schools |

- Cluster Service Areas
- - - ES Service Areas
- Major Roads

Vicinity Map



CLUSTER PLANNING ISSUES

Capital Project: Restroom renovations are planned for schools in this cluster that were constructed or modernized before 1985 and do not have planning or construction funding approved in the FY 2005–2010 CIP. Schools that are receiving an addition project will have the improvements completed at the same time. Please see Appendix W for the list of schools that are approved to receive restroom renovations.

SCHOOLS

Walter Johnson High School

Capital Project: With the decision to reopen Northwood High School, MCPS no longer has a high school holding facility, and all future high school modernizations will be completed on site. The Walter Johnson High School facility planning committee and project architect revised the modernization phasing to complete the work with students and staff on site.

The first phase of the modernization has been completed and includes a 20-classroom addition, and modernization of the cafeteria and media center. As part of the FY 2005–2010 CIP, the Board of Education requested FY 2005 planning funds for the second phase of the modernization, but due to funding limitations, FY 2006 planning funds were approved to complete the architectural design for the second phase of the modernization that will include the auditorium and gymnasium. Construction for the auditorium will begin in late spring 2006 and be completed during the first semester of the 2006–2007 school year. The gymnasium construction will begin in late spring 2007 and be completed during the first semester of the 2007–2008 school year.

Planning for the balance of the building modernization will begin in July 2005 with construction beginning in July 2007. The remaining part of the modernization is scheduled for completion in August 2009 with site work scheduled for completion by August 2010. In order for this modernization to be completed on schedule, two critical funding sources must remain as programmed. First, the County Council must provide local funding at the levels approved in the FY 2005–2010 CIP, and second the State of Maryland must provide state funding at levels projected by the County Council for the FY 2005–2010 CIP.

Ashburton Elementary School

Utilization: Projections indicate that enrollment at Ashburton Elementary School will exceed capacity throughout the six-year CIP period. Relocatable classrooms will continue to be utilized until an addition is constructed.

Capital Project: FY 2005 facility planning

funds are approved for a facility planning study to determine the scope, feasibility, and cost of a classroom addition. A date for the addition will be considered as part of the FY 2007–2012 CIP.

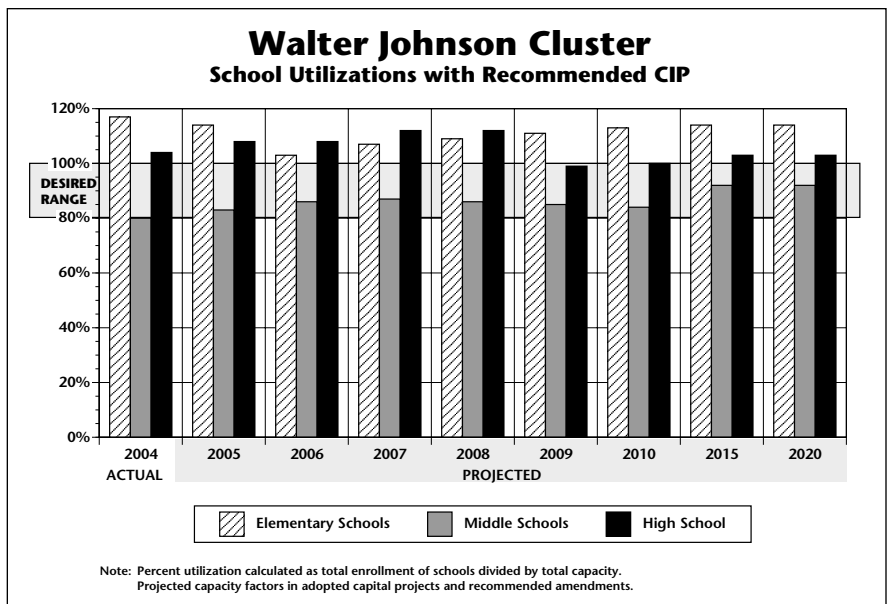
Farmland Elementary School

Utilization: Projections indicate that enrollment at Farmland Elementary School will exceed capacity throughout the six-year CIP period. A facility planning study was conducted in FY 2001 for a classroom addition and modernization. The County Council approved a review of the facility planning study for an addition at Farmland Elementary School before the school is modernized. Relocatable classrooms will continue to be utilized until an eight-classroom addition is constructed.

Capital Project: An eight-classroom addition is planned for Farmland Elementary School to accommodate its projected enrollment. Partial planning funds were approved in FY 2002. FY 2005 planning funds are approved to complete the architectural design for the addition. The scheduled completion date for the addition is the 2006–2007 school year. In order for this addition to be completed on schedule, two critical funding sources must remain as programmed. First, the County Council must provide local funding at the levels approved in the FY 2005–2010 CIP, and second the State of Maryland must provide state funding at levels projected by the County Council for the FY 2005–2010 CIP.

Capital Project: FY 2005 planning funds are approved for a gymnasium. The scheduled completion date for this gymnasium is the 2006–2007 school year. In order for this gymnasium to be completed on schedule, the County Council must provide local funding at the levels approved in the FY 2005–2010 CIP.

Capital Project: A modernization project is approved for this school with a completion date of August 2011. In order for the latest code information, program requirements, and



enrollment projections to be included in the architectural designs for future modernization projects, planning expenditures are programmed in close proximity to the approved construction schedule for those projects. FY 2009 planning funds are approved to begin the architectural design of the modernization. In order for this modernization to be completed on schedule, two critical funding sources must remain as programmed. First, the County Council must provide local funding at the levels approved in the FY 2005–2010 CIP, and second the State of Maryland must provide state funding at levels projected by the County Council for the FY 2005–2010 CIP.

Garrett Park Elementary School

Utilization: Projections indicate that enrollment at Garrett Park Elementary School will exceed capacity throughout the six-year CIP period. Relocatable classrooms will continue to be utilized until a six-classroom addition is constructed.

Capital Project: FY 2005 planning funds were approved to begin the architectural planning for the addition. The scheduled completion date for the addition is August 2006. In order for this addition to be completed on schedule, two critical funding sources must remain as programmed. First, the County Council must provide local funding at the levels approved in the FY 2005–2010 CIP, and second the State of Maryland must provide state funding at levels projected by the County Council for the FY 2005–2010 CIP.

Capital Project: A modernization project is approved for this school with a completion date of January 2012. In order for the latest code information, program requirements, and enrollment projections to be included in the architectural designs for future modernization projects, planning expenditures are programmed in close proximity to the approved construction schedule for those projects. FY 2009 planning funds are approved to begin the architectural design of the modernization. In order for this modernization to be completed on schedule, two critical funding sources must remain as programmed. First, the County Council must provide local funding at the levels approved in the FY 2005–2010 CIP, and second the State of Maryland must provide state funding at levels projected by the County Council for the FY 2005–2010 CIP.

Capital Project: FY 2009 planning funds are approved for a gymnasium to be constructed as part of the modernization project. The scheduled completion date for this gymnasium is January 2012. In order for this gymnasium to be completed on schedule, the County Council must provide local funding at the levels approved in the FY 2005–2010 CIP.

Kensington-Parkwood Elementary School

Capital Project: The modernization project for Kensington-Parkwood Elementary School is scheduled for completion January 2006. The gymnasium will be designed in conjunction with the modernization project. FY 2005 construction funds are approved to construct the modernization.

Capital Project: FY 2005 planning and construction funds are approved for a gymnasium to be constructed a part of the modernization project. The scheduled completion date for this gymnasium is January 2006.

Luxmanor Elementary School

Utilization: Projections indicate that enrollment at Luxmanor Elementary School will exceed capacity by over 100 seats throughout the six-year period. Relocatable classrooms will be utilized until an additional capacity can be added.

Capital Project: FY 2006 facility planning funds are available to conduct a facility planning study that will determine the feasibility, scope, and cost of a classroom addition. A date for the addition will be considered as part of the FY 2007–2012 CIP.

CAPITAL PROJECTS

School	Project	Status	Date of Completion
Walter Johnson HS	2nd Phase modernization	Approved	SY 2006–2007/ 2007–2008
	Final Phase modernization	Approved	Aug. 2009
	Site work	Approved	Aug. 2010
Ashburton ES	Classroom addition	Proposed	TBD
Farmland ES	8-classroom addition	Approved	SY 2006–2007
	Gymnasium	Approved	SY 2006–2007
Garrett Park ES	Modernization	Approved	Aug. 2011
	6-classroom addition	Approved	Aug. 2006
	Modernization	Approved	Jan. 2012
Kensington-Parkwood ES	Gymnasium	Approved	Jan. 2012
	Modernization	Approved	Jan. 2006
Luxmanor ES	Gymnasium Addition	Approved	Jan. 2006
		Proposed	TBD

WALTER JOHNSON CLUSTER

Projected Enrollment and Space Availability

Effects of the Recommended Amendments to the FY 2005–2010 CIP and Non-CIP Actions on Space Available

Schools		Actual	Projections							
		04–05	05–06	06–07	07–08	08–09	09–10	10–11	2015	2020
Walter Johnson HS	Program Capacity	1,901	1,867	1,867	1,867	1,867	2,137	2,137	2,137	2,137
	Enrollment	1,985	2,012	2,013	2,087	2,093	2,107	2,137	2,200	2,200
	Available Space	-84	-145	-146	-220	-226	30	0	-63	-63
	Comments		Plng. for Mod. +2 Aspergers	Aud. Comp.	Gym Comp. Modernization in Progress	Modernization Complete				
North Bethesda MS	Program Capacity	900	900	900	900	900	900	900	900	900
	Enrollment	698	755	798	831	825	800	782	850	850
	Available Space	202	145	102	69	75	100	118	50	50
	Comments									
Tilden MS	Program Capacity	943	943	943	943	943	943	943	943	943
	Enrollment	772	767	791	774	762	767	774	850	850
	Available Space	171	176	152	169	181	176	169	93	93
	Comments	+1 Aspergers								
Ashburton ES	Program Capacity	538	484	484	484	484	484	484		
	Enrollment	556	567	566	561	563	568	585		
	Available Space	(18)	(83)	(82)	(77)	(79)	(84)	(101)		
	Comments	Facility Planning for Add.	+1 PEP +FDK							
Farmland ES	Program Capacity	463	463	663	613	613	613	613		
	Enrollment	564	564	572	564	566	570	582		
	Available Space	(101)	(101)	91	49	47	43	31		
	Comments	Planning for Add.		+8 Rooms +Gym	+FDK	Planning for Mod.	@North Lake Jan. 2010			
Garrett Park ES	Program Capacity	338	338	488	488	488	488	488		
	Enrollment	458	443	449	466	480	494	507		
	Available Space	(120)	(105)	39	22	8	(6)	(19)		
	Comments	+FDK Planning for Add.		+6 Rooms		Planning for Mod.		@ Grosvenor		
Kensington–Parkwood ES	Program Capacity	329	454	454	454	454	454	454		
	Enrollment	425	443	450	444	440	453	456		
	Available Space	(96)	11	4	10	14	1	(2)		
	Comments		@Grosvenor +FDK	Mod. Comp. +Gym, Jan.06						
Luxmanor ES	Program Capacity	281	281	237	237	237	237	237		
	Enrollment	308	323	337	357	381	397	409		
	Available Space	(27)	(42)	(100)	(120)	(144)	(160)	(172)		
	Comments		Facility Planning for Add.	+FDK +Extensions						
Wyngate ES	Program Capacity	489	489	489	442	442	442	442		
	Enrollment	531	528	525	523	534	538	529		
	Available Space	(42)	(39)	(36)	(81)	(92)	(96)	(87)		
	Comments				+FDK					
Cluster Information	HS Utilization	104%	108%	108%	112%	112%	99%	100%	103%	103%
	HS Enrollment	1,985	2,012	2,013	2,087	2,093	2,107	2,137	2,200	2,200
	MS Utilization	80%	83%	86%	87%	86%	85%	84%	92%	92%
	MS Enrollment	1,470	1,522	1,589	1,605	1,587	1,567	1,556	1,700	1,700
	ES Utilization	117%	114%	103%	107%	109%	111%	113%	114%	114%
ES Enrollment	2,842	2,868	2,899	2,915	2,964	3,020	3,068	3,100	3,100	

WALTER JOHNSON CLUSTER

Facility Characteristics of Schools 2004–2005

Schools	Year Opened	Year Ren./ Mod.	Total Square Feet	Site Size Acres	Park Adjacent	FACT Assess. Score	Child Care				Reloc. Class. 2004–05	Link. To Learn. Prgms.	Elem. Gym
							Joint Use	Shared Space	County Owned	Private Mod.			
Walter Johnson HS	1956	1977	324,927	30.9		1405							
North Bethesda MS	1955	1999	130,461	19.1				Yes					
Tilden MS	1966		150,000	29.8		1455		Yes					
Ashburton ES	1957	1993	65,363	8.3			Yes				4		Yes
Farmland ES	1963		44,343	4.8	PK	1417	Yes	Yes			9		
Garrett Park ES	1948	1973	41,175	4.4		1388		Yes	Yes		7		
Kensington–Parkwood ES	1952	1973	63,972	9.9		1263	Yes						
Luxmanor ES	1966		41,432	6.5	PK	1578		Yes			2		Yes
Wyngate ES	1952	1997	58,654	9.5							1		Yes

Note: PK denotes that a park is adjacent to the school.

Col. Zadok Magruder Cluster

Montgomery County Public Schools
850 Hungerford Drive

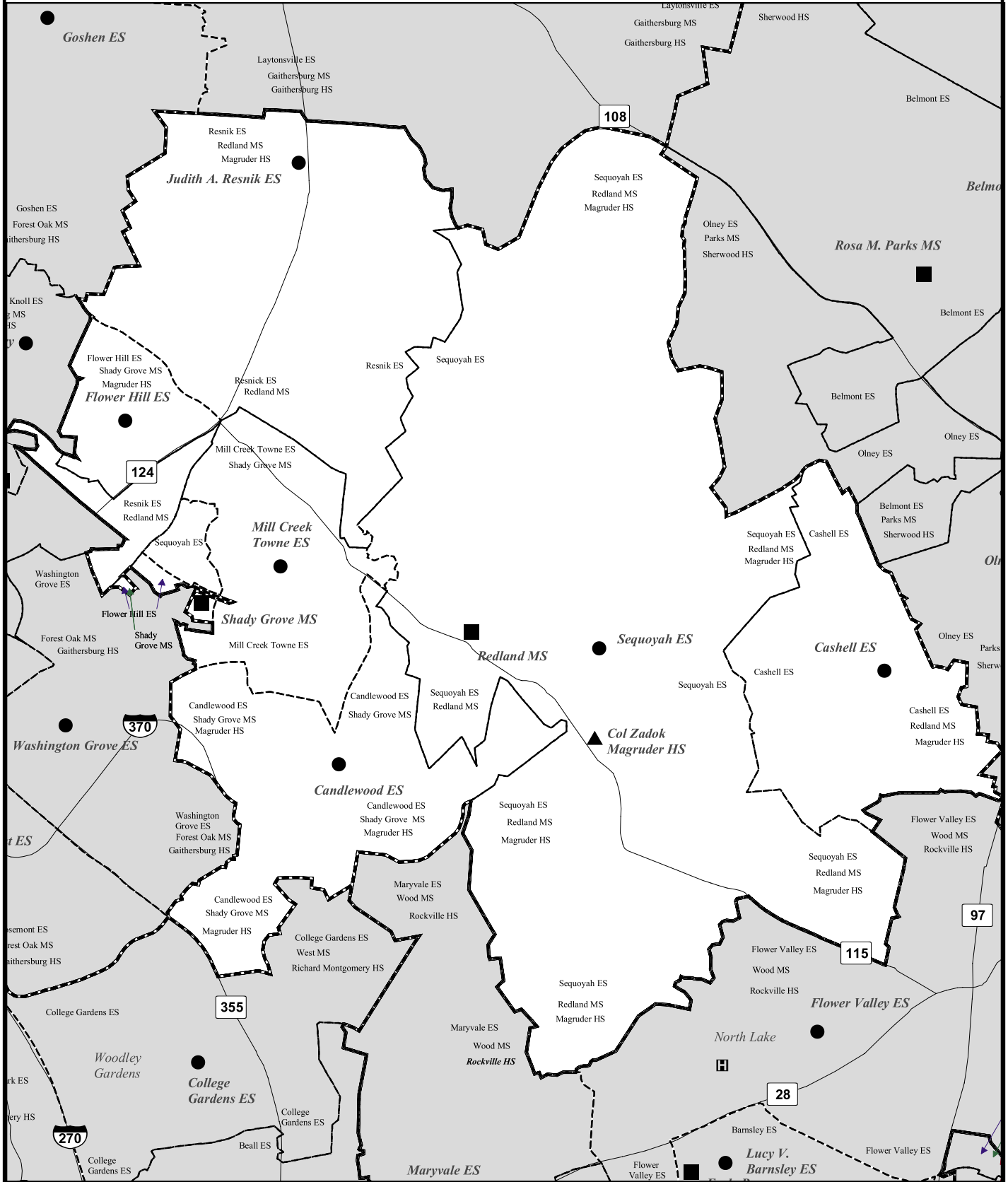
Map Compiled by MCPS Department of Planning and Capital Programming Sep 27, 2004
Map base provided by Montgomery County DTS Geographic Information System Division



- | Closed | New | Current | |
|--------|-----|---------|-------------------|
| ⊙ | ○ | ◐ | Grades K-2 |
| ⊗ | ○ | ◑ | Grades 3-6 or 3-5 |
| ⊠ | ○ | ● | Grades K-5 |
| ⊡ | □ | ■ | Middle Schools |
| ▲ | △ | ▲ | High Schools |

- Cluster Service Areas
- - - ES Service Areas
- Major Roads

Vicinity Map



CLUSTER PLANNING ISSUES

Capital Project: Restroom renovations are planned for schools in this cluster that were constructed or modernized before 1985 and do not have planning or construction funds approved in the FY 2005–2010 CIP. Schools that are receiving an addition project will have the improvements completed at the same time. Please see Appendix W for the list of schools that are approved to receive restroom renovations.

Planning Issue: As a result of enrollment growth in the county, many high schools are stretched beyond their capacities and have enrollments that exceed 2,000 students. Projected enrollment growth will only exacerbate this problem. Many high schools, especially in the central part of the county, do not have adequate site sizes or core facilities to accommodate the projected enrollment. A new high school will be needed in the next ten years to relieve overcrowding in some high schools and to bring the student enrollment at these schools below the school capacity. A site selection committee will be formed to explore sites for a new high school.

Planning Issue: A program initiative to provide full-day kindergarten and reduced class-sizes in Grades K–2 was introduced in the 2000–2001 school year in schools with the largest number of students affected by poverty and language deficiency. Flower Hill, Judith Resnik, Mill Creek Towne, and Sequoyah elementary schools receive staffing to reduce class sizes in Grades K–2. Relocatable classrooms are being used to accommodate these initiatives where necessary.

SCHOOLS

Redland Middle School

Capital Project: Improvements to this facility are needed to enclose classrooms, create appropriate hallways, add ceilings, lighting, and to reconfigure the mechanical system. FY 2008 planning funds are approved to begin the architectural design for the modifications. The scheduled completion date for the project is August 2010. In order for these modifications to be completed on schedule, two critical funding sources must remain as programmed. First, the County Council must provide local funding at the levels approved in the FY 2005–2010 CIP, and second the State of Maryland must provide state funding at levels projected by the County Council for the FY 2005–2010 CIP.

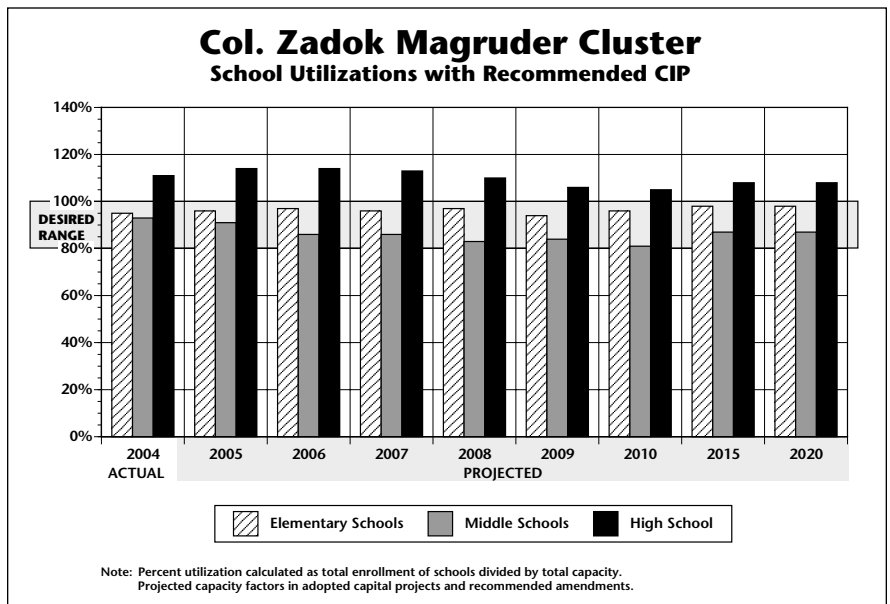
Candlewood Elementary School

Capital Project: A modernization project is approved for this school. In order for the latest code information, program requirements, and enrollment projections to be included in the architectural designs for future modernization projects, planning expenditures are programmed in close proximity to the approved construction schedule for those projects. FY 2010 facility planning funds are approved for a facility planning study to determine the scope and cost of the modernization. A completion date for the project will be considered in the FY 2007–2012 CIP.

Cashell Elementary School

Capital Project: A modernization project is approved for this school with a completion date of August 2009. In order for the latest code information, program requirements, and enrollment projections to be included in the architectural designs for future modernization projects, planning expenditures are programmed in close proximity to the approved construction schedule for those projects. FY 2006 planning funds are approved to begin the architectural design of the modernization. In order for this modernization to be completed on schedule, two critical funding sources must remain as programmed. First, the County Council must provide local funding at the levels approved in the FY 2005–2010 CIP, and second the State of Maryland must provide state funding at levels projected by the County Council for the FY 2005–2010 CIP.

Capital Project: FY 2006 planning funds are approved for a gymnasium to be constructed as part of the modernization project. The scheduled completion date for this gymnasium is August 2009. In order for this gymnasium to be completed on schedule, the County Council must provide local funding at the levels approved in the FY 2005–2010 CIP.



CAPITAL PROJECTS

School	Project	Status	Date of Completion
Redland MS	Facility improvements	Approved	Aug. 2010
Candlewood ES	Modernization	Proposed	TBD
Cashell ES	Modernization	Approved	Aug. 2009
	Gymnasium	Approved	Aug. 2009

COL. ZADOK MAGRUDER CLUSTER

Projected Enrollment and Space Availability

Effects of the Recommended Amendments to the FY 2005–2010 CIP and Non–CIP Actions on Space Available

Schools		Actual	Projections								
		04–05	05–06	06–07	07–08	08–09	09–10	10–11	2015	2020	
Col. Zadok Magruder HS	Program Capacity	2,030	2,030	2,030	2,030	2,030	2,030	2,030	2,030	2,030	2,030
	Enrollment	2,262	2,310	2,313	2,288	2,235	2,161	2,140	2,200	2,200	
	Available Space	(232)	(280)	(284)	(258)	(206)	(132)	(110)	(170)	(170)	
	Comments										
Redland MS	Program Capacity	792	792	792	792	792	792	792	792	792	
	Enrollment	866	849	762	745	728	753	743	800	800	
	Available Space	(74)	(57)	30	47	64	39	49	(8)	(8)	
	Comments				Planning for Improvements			Facility Improvements Complete			
Shady Grove MS	Program Capacity	922	922	922	922	922	922	922	922	922	
	Enrollment	720	716	715	726	699	690	648	700	700	
	Available Space	202	206	208	196	224	232	274	222	222	
	Comments										
Candlewood ES	Program Capacity	457	427	427	427	427	427	427			
	Enrollment	366	359	367	361	358	367	374			
	Available Space	91	68	60	66	69	60	53			
	Comments		+FDK +1 pre-K					Facility Planning for Mod.			
Cashell ES	Program Capacity	356	332	332	285	285	410	410			
	Enrollment	378	371	362	355	352	366	376			
	Available Space	(22)	(39)	(30)	(70)	(67)	44	34			
	Comments	+1 Extensions	Plan. for Mod. +1 pre-K +1 Extensions		@North Lake Jan. 08 +FDK		Modernization Comp. Aug. 09 +Gym				
Flower Hill ES	Program Capacity	520	515	515	515	515	515	515			
	Enrollment	555	548	543	531	537	544	564			
	Available Space	(35)	(33)	(28)	(16)	(22)	(29)	(49)			
	Comments		+1 pre-K								
Mill Creek Towne ES	Program Capacity	495	495	495	495	495	495	495			
	Enrollment	451	474	481	471	490	491	489			
	Available Space	44	21	14	24	5	4	6			
	Comments										
Judith A. Resnik ES	Program Capacity	611	611	611	611	611	611	611			
	Enrollment	619	592	599	585	570	580	581			
	Available Space	(8)	19	12	26	41	31	30			
	Comments										
Sequoyah ES	Program Capacity	599	599	599	599	599	599	599			
	Enrollment	516	510	531	526	533	532	539			
	Available Space	83	89	68	73	66	67	60			
	Comments										
Cluster Information	HS Utilization	111%	114%	114%	113%	110%	106%	105%	108%	108%	
	HS Enrollment	2,262	2,310	2,313	2,288	2,235	2,161	2,140	2,200	2,200	
	MS Utilization	93%	91%	86%	86%	83%	84%	81%	87%	87%	
	MS Enrollment	1,586	1,565	1,477	1,471	1,427	1,443	1,391	1,500	1,500	
	ES Utilization	95%	96%	97%	96%	97%	94%	96%	98%	98%	
ES Enrollment	2,885	2,854	2,883	2,829	2,840	2,880	2,923	3,000	3,000		

COL. ZADOK MAGRUDER CLUSTER

Facility Characteristics of Schools 2004–2005

Schools	Year Opened	Year Ren./ Mod.	Total Square Feet	Site Size Acres	Park Adjacent	FACT Assess. Score	Child Care				Reloc. Class. 2004–05	Link. To Learn. Prgms.	Elem. Gym
							Joint Use	Shared Space	County Owned	Private Mod.			
Col. Zadok Magruder HS	1970		295,478	30		1471					2		
Redland MS	1971		111,697	20.5	PK	TBD					5		
Shady Grove MS	1995		129,206	20				Yes					
Candlewood ES	1968		48,543	11.8		1489		Yes					Yes
Cashell ES	1969		42,860	10.2		1292	Yes				4		
Flower Hill ES	1985		58,770	10				Yes			6		Yes
Mill Creek Towne ES	1966	2000	67,465	8.4				Yes			3		Yes
Judith A. Resnik ES	1991		78,547	13					Yes		5		Yes
Sequoyah ES	1990		72,582	10			Yes	Yes			2		Yes

Note: PK denotes that a park is adjacent to the school.

Richard Montgomery Cluster

Montgomery County Public Schools
850 Hungerford Drive

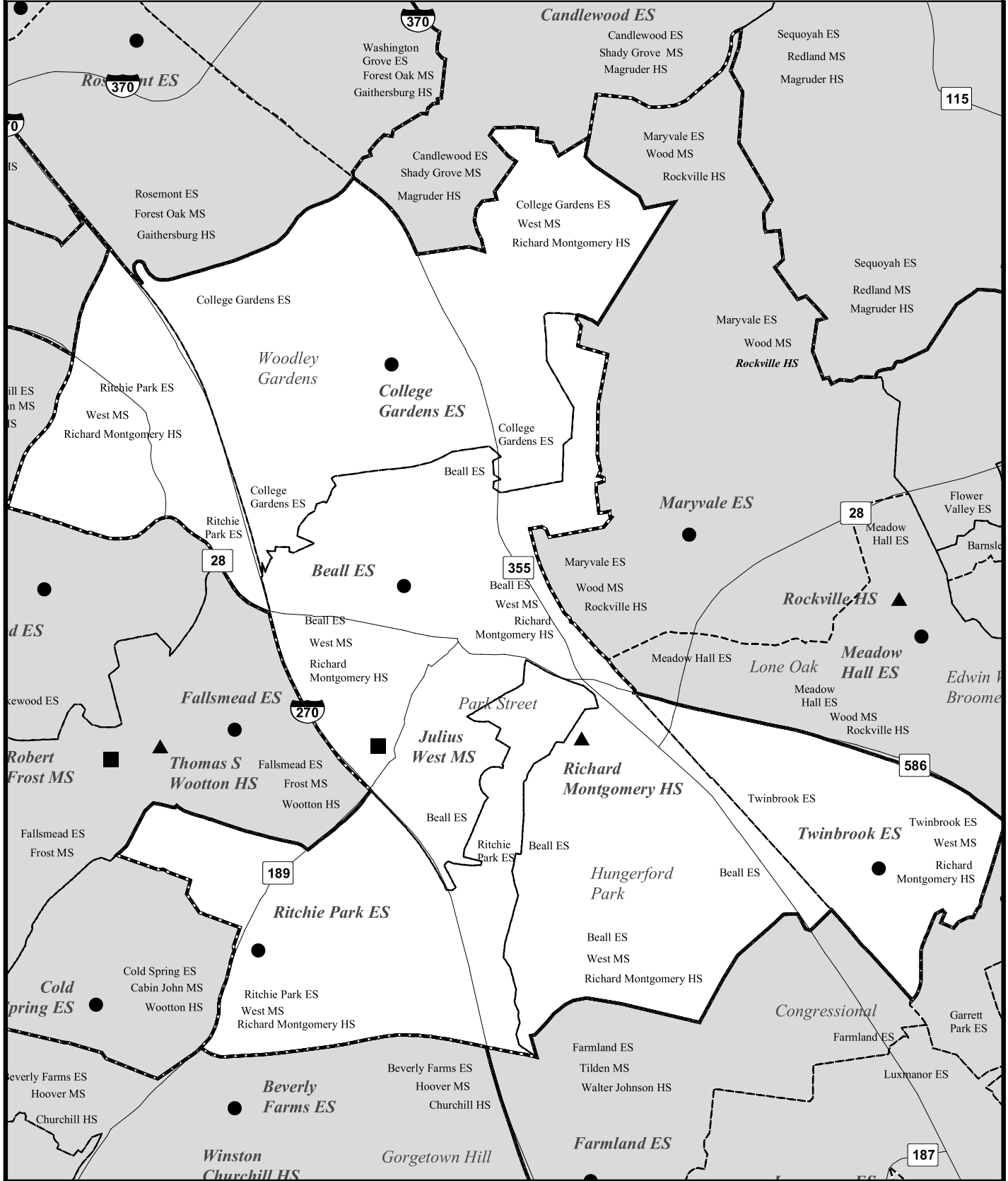
Map Compiled by MCPS Department of Planning and Capital Programming - Sep 27, 2004
Map base provided by Montgomery County DTS Geographic Information System Division



- | | | | |
|--------|-----|---------|-------------------|
| Closed | New | Current | |
| ◉ | ○ | ◐ | Grades K-2 |
| ◉ | ○ | ◐ | Grades 3-6 or 3-5 |
| ◉ | ○ | ◐ | Grades K-5 |
| ◻ | ◻ | ◻ | Middle Schools |
| ▲ | ▲ | ▲ | High Schools |

- Cluster Service Areas
- - - ES Service Areas
- Major Roads

Vicinity Map



CLUSTER PLANNING ISSUES

Planning Issue: A program initiative to provide full-day kindergarten and reduced class-sizes in Grades K–2 was introduced in the 2000–2001 school year in schools with the largest number of students affected by poverty and language deficiency. Beall and Twinbrook elementary schools receive staffing to reduce class sizes in Grades K–2. Relocatable classrooms are being used to accommodate these initiatives where necessary.

Planning Issue: Potomac Elementary School currently houses a Chinese Immersion Program. This program primarily serves students from the Potomac Elementary School service area. In order to serve a greater number of students in the county, a second location will be created at College Gardens Elementary School in the Richard Montgomery Cluster. This new program will serve students from the entire county and will begin in August 2005 with Grades K–1. The recommendation can be found in Supplement B to the CIP.

Planning Issue: Construction of the King Farm is nearing completion while Falls Grove is underway. Ongoing development will be monitored to determine its effect on schools in this cluster.

SCHOOLS

Richard Montgomery High School

Utilization: Projections indicate that enrollment at Richard Montgomery High School will exceed capacity throughout the six-year CIP period. Relocatable classrooms will be used as needed until a new replacement facility is built as part of the Richard Montgomery High School replacement project.

Capital Project: A replacement facility is planned for Richard Montgomery High School as part of the Current Replacements/Modernization Project. The completion date for the replacement facility is scheduled for August 2007, with the site work completed by August 2008. FY 2006 construction funds are approved to begin the replacement facility. In order for this modernization to be completed on schedule, two critical funding sources must remain as programmed. First, the County Council must provide local funding at the levels approved in the FY 2005–2010 CIP, and second the State of Maryland must provide state funding at levels projected by the County Council for the FY 2005–2010 CIP.

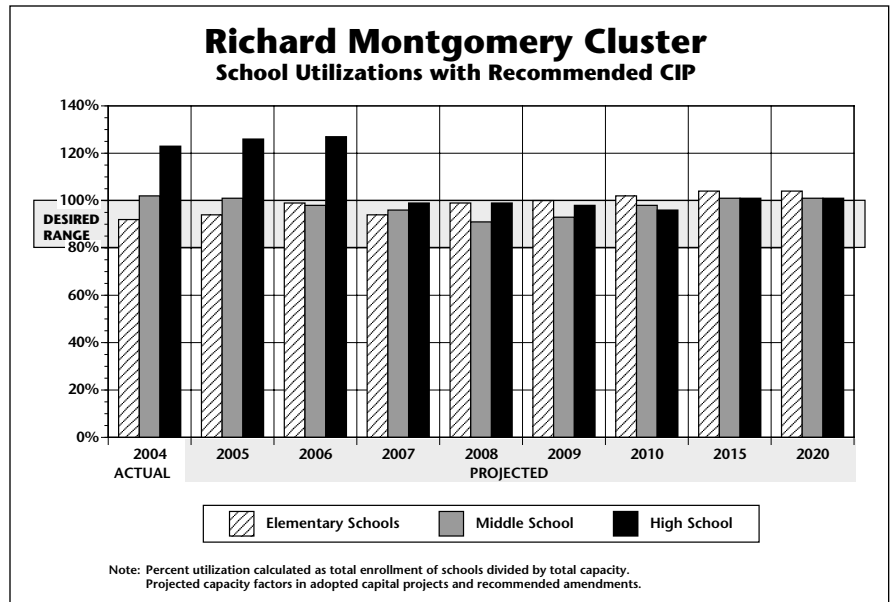
College Gardens Elementary School

Capital Project: A modernization project is scheduled for this school with a completion date of January 2008. In order for the latest code information, program requirements, and enrollment projections to be included in the architectural designs for future modernization projects, planning expenditures are programmed in close proximity to the approved construction schedule for those projects. FY 2007 construction funds are approved to begin construction of the modernization. In order for this modernization to be completed on schedule, two critical funding sources must remain as programmed. First, the County Council must provide local funding at the levels approved in the FY 2005–2010 CIP, and second the State of Maryland must provide state funding at levels projected by the County Council for the FY 2005–2010 CIP.

Capital Project: FY 2007 planning funds are approved for a gymnasium to be constructed as part of the modernization project. The scheduled completion date for this gymnasium is January 2008. In order for this gymnasium to be completed on schedule, the County Council must provide local funding at the levels approved in the FY 2005–2010 CIP.

CAPITAL PROJECTS

School	Project	Date of Status	Completion
Richard Montgomery HS	Replacement	Approved facility	Aug. 2007
College Gardens ES	Site work	Approved	Aug. 2008
	Modernization	Approved	Jan. 2008
	Gymnasium	Approved	Jan. 2008



RICHARD MONTGOMERY CLUSTER

Projected Enrollment and Space Availability

Effects of the Recommended Amendments to the FY 2005–2010 CIP and Non–CIP Actions on Space Available

Schools		Actual 04–05	Projections							
			05–06	06–07	07–08	08–09	09–10	10–11	2015	2020
Richard Montgomery HS	Program Capacity	1562	1575	1575	1980	1980	1980	1980	1980	1980
	Enrollment	1919	1986	2000	1951	1959	1941	1909	2000	2000
	Available Space	(358)	(411)	(425)	29	21	39	71	(20)	(20)
	Comments	+1 ED	Replacement of School in Progress, -1ED		Replacement School Comp. Aug. 07					
Julius West MS	Program Capacity	1044	1044	1044	1044	1044	1044	1044	1044	1044
	Enrollment	1062	1051	1024	1001	951	976	1018	1050	1050
	Available Space	(18)	(7)	20	43	93	68	26	(6)	(6)
	Comments									
Beall ES	Program Capacity	686	668	668	668	668	668	668		
	Enrollment	603	590	608	640	653	659	682		
	Available Space	83	78	60	28	15	9	(14)		
	Comments	-1 HS +1 pre-K	+1 AAC							
College Gardens ES	Program Capacity	508	508	461	661	661	661	661		
	Enrollment	484	525	531	547	589	603	601		
	Available Space	24	(17)	(70)	114	72	58	60		
	Comments		Ping. for Mod. Chinese Immersion	@North Lake + FDK	ModCompJan08 +Gym					
Ritchie Park ES	Program Capacity	403	403	403	403	403	403	403		
	Enrollment	381	391	423	449	483	491	497		
	Available Space	22	12	(20)	(46)	(80)	(88)	(94)		
	Comments	+FDK								
Twinbrook ES	Program Capacity	631	631	631	631	631	631	631		
	Enrollment	579	568	576	594	609	617	633		
	Available Space	52	63	55	37	22	14	(2)		
	Comments									
Cluster Information	HS Utilization	123%	126%	127%	99%	99%	98%	96%	101%	101%
	HS Enrollment	1,919	1,986	2,000	1,951	1,959	1,941	1,909	2,000	2,000
	MS Utilization	102%	101%	98%	96%	91%	93%	98%	101%	101%
	MS Enrollment	1,062	1,051	1,024	1,001	951	976	1,018	1,050	1,050
	ES Enrollment	2,047	2,074	2,138	2,230	2,334	2,370	2,413	2,450	2,450

CONSORTIUM PLANNING ISSUES

The Northeast Consortium provides an innovative program delivery model for the three high schools in the northeast area of the county. Students living in this area of the county are able to choose which of three high schools they wish to attend based on different signature programs offered at the high schools. The Northeast Consortium’s “Preferred Choice” program includes James Hubert Blake, Paint Branch, and Springbrook high schools. Each campus offers a comprehensive high school curriculum and a distinctive “signature program” that focuses on particular areas of study. Choice patterns will continue to be monitored for their impact on projected enrollment and facility utilization.

A high school base area map and middle school articulation diagram are included for the three consortium high schools. Students residing in a base area are guaranteed they may attend the high school served by that base area, if they so choose.

Planning Issue: A program initiative to provide full-day kindergarten and reduced class-sizes in Grades K–2 was introduced in the 2000–2001 school year in schools with the largest number of students affected by poverty and language deficiency. Broad Acres, Burnt Mills, Cannon Road, Cresthaven, Dr. Charles Drew, Fairland, Galway, Greencastle, Jackson Road, and William Tyler Page elementary schools receive staffing to reduce class size in Grades K–2. Relocatable classrooms are being used to accommodate these initiatives where necessary. At schools with construction projects, classroom additions are being designed as add-alternates to accommodate the additional staffing.

Capital Project: Restroom renovations are planned for schools in this cluster that were constructed or modernized before 1985 and do not have planning or construction funds approved in the FY 2005–2010 CIP. Schools that are receiving an addition project will have the improvements completed at the same time. Please see Appendix W for the list of schools that are approved to receive restroom renovations.

approved construction schedule for those projects. FY 2006 facility planning funds are approved for a facility planning study to determine the scope and cost of the modernization. In order for this modernization to be completed on schedule, two critical funding sources must remain as programmed. First, the County Council must provide local funding at the levels approved in the FY 2005–2010 CIP, and second the State of Maryland must provide state funding at levels projected by the County Council for the FY 2005–2010 CIP.

William H. Farquhar Middle School

Non-Capital Action: The Board of Education approved a middle school boundary study to address the projected underutilization of William H. Farquhar Middle School. The scope of the boundary study will include Francis Scott Key, William H. Farquhar, and White Oak middle schools. The boundary study will take place in winter 2004, with Board of Education action scheduled for March 2005, and implementation in August 2005.

Francis Scott Key Middle School

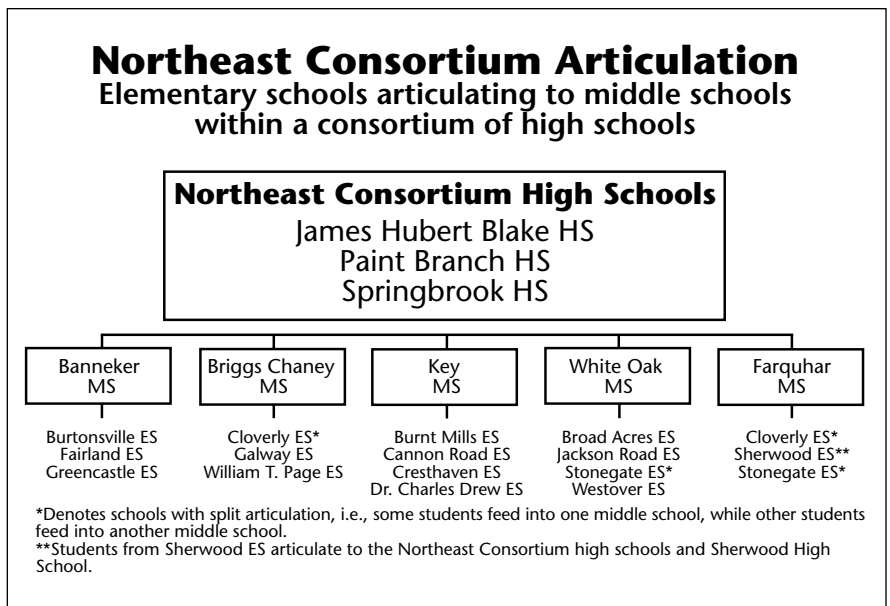
Capital Project: A modernization project is scheduled for this school with a completion date of August 2009. In order for the latest code information, program requirements, and enrollment projections to be included in the architectural designs for future modernization projects, planning expenditures are programmed in close proximity to the approved construction schedule for those projects. FY 2006 planning funds are approved to begin the architectural design of the modernization. In order for this modernization to be completed on schedule, two critical funding sources must remain as programmed. First, the County Council must provide local funding at the levels approved in the FY 2005–2010 CIP, and second the State of Maryland must provide state funding at levels projected by the County Council for the FY 2005–2010 CIP.

SCHOOLS

Paint Branch High School

Utilization: Projected enrollment at Paint Branch High School will exceed capacity throughout the six-year CIP period. An addition will be planned as part of the future modernization of the school.

Capital Project: A modernization project is scheduled for this school with a completion date of August 2010 for the facility and August 2011 for the site work. In order for the latest code information, program requirements, and enrollment projections to be included in feasibility studies and architectural designs for future modernization projects, planning expenditures are programmed in close proximity to the



Non-Capital Action: The Board of Education approved a middle school boundary study to address the projected underutilization of William H. Farquhar Middle School. The scope of the boundary study will include Francis Scott Key, William H. Farquhar, and White Oak middle schools. The boundary study will take place in winter 2004, with Board of Education action scheduled for March 2005, and implementation in August 2005.

White Oak Middle School

Non-Capital Action: The Board of Education approved a middle school boundary study to address the projected underutilization of William H. Farquhar Middle School. The scope of the boundary study will include Francis Scott Key, William H. Farquhar, and White Oak middle schools. The boundary study will take place in winter 2004, with Board of Education action scheduled for March 2005, and implementation in August 2005.

Broad Acres Elementary School

Utilization: Enrollment at Broad Acres Elementary School currently exceeds capacity. Relocatable classrooms will be used until an addition can be constructed. Broad Acres Elementary School has received additional staffing to reduce class-sizes in full-day kindergarten and Grades 1 and 2. These class-size reductions impact the need for additional classrooms in the facility. An additional four classrooms will be constructed to accommodate the class-size reduction initiative.

Capital Project: FY 2005 construction funds were approved to construct the six-classroom addition the additional four classrooms for the class-size reduction initiative, and to reconfigure the administrative suite entrance for enhanced visibility. An additional three classrooms will be bid as an add-alternate to increase the six-classroom addition to a nine-classroom addition. This project was originally planned with a phased 30-month construction schedule for completion in August 2006. After discussion with the Broad Acres Elementary School PTA leadership about the project schedule, the PTA requested consideration of moving students to a holding facility so that disruption during construction would be minimized. The Fairland holding facility will be available for the 2005–2006 school year. The Board of Education approved moving the Broad Acres Elementary School students and staff to the Fairland holding facility during the construction. The completion date will remain as scheduled for August 2006.

Burnt Mills Elementary School

Utilization: Enrollment at Burnt Mills Elementary School is projected to exceed capacity throughout the six-year CIP planning period. Additional capacity is needed to accommodate the enrollment. A facility planning study was

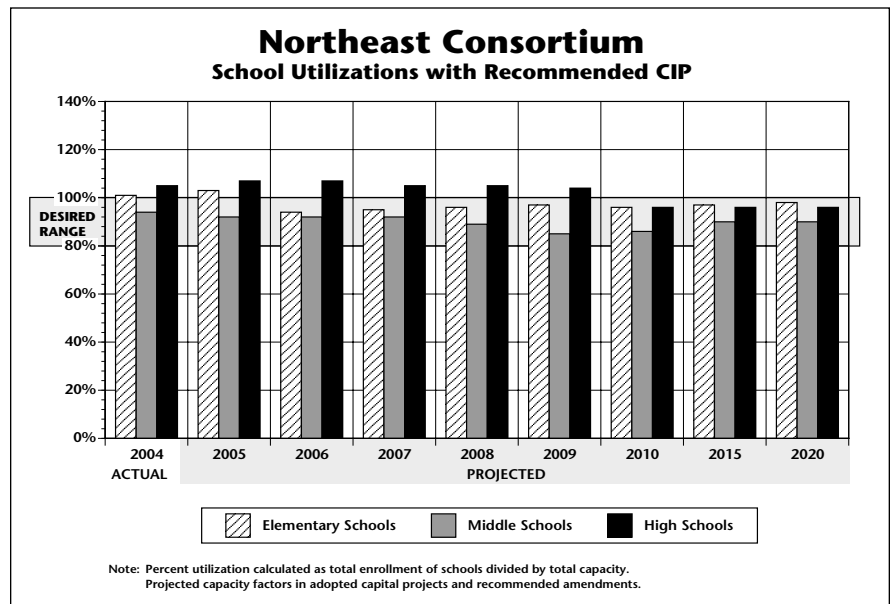
conducted in the spring 2001 to explore several options to provide the needed capacity. The approved Northeast Consortium Elementary School #16 (Brookview site) will provide the additional capacity to relieve Burnt Mills Elementary School when it opens in August 2006.

Non-Capital Action: A boundary study is recommended to evaluate boundary options for Northeast Consortium Elementary School #16 (Brookview site) in spring 2005 for Board of Education action in November 2005. The scope of the boundary study will include representatives from the Burnt Mills and Cresthaven elementary school service areas. The new Northeast Consortium Elementary School #16 (Brookview site) will serve Grades pre-K–2 and will be paired with Cresthaven Elementary School that will serve Grades 3–5.

Cannon Road Elementary School

Capital Project: A modernization project is scheduled for this school with a completion date of January 2012. In order for the latest code information, program requirements, and enrollment projections to be included in feasibility studies and architectural designs for future modernization projects, planning expenditures are programmed in close proximity to the approved construction schedule for those projects. FY 2008 facility planning funds are approved for a facility planning study to determine the scope and cost of the modernization. In order for this modernization to be completed on schedule, two critical funding sources must remain as programmed. First, the County Council must provide local funding at the levels approved in the FY 2005–2010 CIP, and second the State of Maryland must provide state funding at levels projected by the County Council for the FY 2005–2010 CIP.

Capital Project: FY 2009 planning funds are approved for a gymnasium to be constructed a part of the modernization. The scheduled completion date for this gymnasium is January 2012. In order for this gymnasium to be completed on schedule,



the County Council must provide local funding at the levels approved in the FY 2005–2010 CIP.

Cloverly Elementary School

Capital Project: FY 2007 planning funds are approved for a gymnasium. The scheduled completion date for this gymnasium is August 2008. In order for this gymnasium to be completed on schedule, the County Council must provide local funding at the levels approved in the FY 2005–2010 CIP.

Cresthaven Elementary School

Utilization: Enrollment at Cresthaven Elementary School is projected to exceed capacity throughout the six-year CIP period. An additional eight-classroom relocatable building was moved to the site in August 2001 and will remain there until Northeast Consortium Elementary School #16 (Brookview site) opens in August 2006.

Capital Project: A modernization project is scheduled for this school with a completion date of August 2010. In order for the latest code information, program requirements, and enrollment projections to be included in feasibility studies and architectural designs for future modernization projects, planning expenditures are programmed in close proximity to the approved construction schedule for those projects. FY 2007 planning funds are approved to begin the architectural design for the modernization. In order for this modernization to be completed on schedule, two critical funding sources must remain as programmed. First, the County Council must provide local funding at the levels approved in the FY 2005–2010 CIP, and second the State of Maryland must provide state funding at levels projected by the County Council for the FY 2005–2010 CIP.

Capital Project: FY 2007 planning funds are approved for a gymnasium to be constructed as part of the modernization project. The scheduled completion date for this gymnasium is August 2010. In order for this gymnasium to be completed on schedule, the County Council must provide local funding at the levels approved in the FY 2005–2010 CIP.

Non-Capital Action: A boundary study is recommended to evaluate boundary options for Northeast Consortium Elementary School #16 in spring 2005 for Board of Education action in November 2005. The scope of the boundary study will include representatives from the Burnt Mills and Cresthaven elementary school service areas. The new Northeast Consortium Elementary School #16 (Brookview site) will serve Grades pre-K–2 and will be paired with Cresthaven Elementary School that will serve Grades 3–5.

Fairland Elementary School

Capital Project: FY 2006 planning funds are approved for a gymnasium. The scheduled completion date for this gymnasium is August 2007. In order for this gymnasium to be completed on schedule, the County Council must provide local funding at the levels approved in the FY 2005–2010 CIP.

Galway Elementary School

Capital Project: A modernization project is scheduled for this school with a completion date of January 2009. In order for the latest code information, program requirements, and enrollment projections to be included in the architectural designs for future modernization projects, planning expenditures are programmed in close proximity to the approved construction schedule for those projects. FY 2006 planning funds are approved to begin the architectural design for the modernization. In order for this modernization to be completed on schedule, two critical funding sources must remain as programmed. First, the County Council must provide local funding at the levels approved in the FY 2005–2010 CIP, and second the State of Maryland must provide state funding at levels projected by the County Council for the FY 2005–2010 CIP.

Northeast Consortium Elementary School #16 (Brookview Site)

Planning Issue: MCPS staff conducted a Cresthaven Area Roundtable Discussion Group in the summer 2001 to identify the issues and concerns of the PTAs and civic associations about projected overutilization at Burnt Mills and Cresthaven elementary schools. Several options were considered, however, the option most strongly supported by the group was the opening of an elementary school at the Brookview site as a paired school with Cresthaven Elementary School. In response to the community's preference, Northeast Consortium Elementary School #16 (Brookview site) is being designed as a Grades K–2 school and will be paired with Cresthaven Elementary School that will serve Grades 3–5 when the new school opens in August 2006. Cresthaven Elementary School will serve students in Grades 3–5 beginning in August 2006.

Capital Project: A new elementary school on the former Brookview Elementary School site (located within the Cresthaven Elementary School service area) is approved to provide the needed capacity to relieve Burnt Mills and Cresthaven elementary schools. FY 2005 planning and construction funds are approved to complete the architectural design and construct the new school. The opening date for the new school is scheduled for August 2006.

Capital Project: FY 2005 planning and construction funds are approved for a gymnasium to be built as part of the new school construction project. The scheduled completion date for this gymnasium is August 2006.

Non-Capital Action: A boundary study is recommended to evaluate boundary options for Northeast Consortium Elementary School #16 in spring 2005 for Board of Education action in November 2005. The scope of the boundary study will include representatives from the Burnt Mills and Cresthaven elementary school service areas. The new Northeast Consortium Elementary School #16 (Brookview site) will serve Grades pre-K–2 and will be paired with Cresthaven Elementary School that will serve Grades 3–5.

Sherwood Elementary School

Utilization: Projections indicate that enrollment at Sherwood Elementary School will exceed capacity throughout the six-year CIP period. Relocatable classrooms will continue to be utilized until an addition is constructed.

Capital Project: FY 2006 facility planning funds are approved for a facility planning study to determine the scope, feasibility, and cost of a classroom addition. A date for the addition will be considered as part of the FY 2007–2012 CIP.

Stonegate Elementary School

Capital Project: FY 2007 planning funds are approved for a gymnasium. The scheduled completion date for this gymnasium is August 2008. In order for this gymnasium to be completed on schedule, the County Council must provide local funding at the levels approved in the FY 2005–2010 CIP.

CAPITAL PROJECTS

School	Project	Status	Date of Completion
Paint Branch HS	Modernization	Approved	Aug. 2010
	Site work	Approved	Aug. 2011
Key MS	Modernization	Approved	Aug. 2009
Broad Acres ES	6-classroom addition & reconfigure entrance	Approved	Aug. 2006
	4-classroom CSR addition	Approved	Aug. 2006
	Modernization	Approved	Jan. 2012
Cannon Road ES	Gymnasium	Approved	Jan. 2012
Cloverly ES	Gymnasium	Approved	Aug. 2008
Cresthaven ES	Modernization	Approved	Aug. 2010
	Gymnasium	Approved	Aug. 2010
Fairland ES	Gymnasium	Approved	Aug. 2007
Galway ES	Modernization	Approved	Jan. 2009
Northeast Consortium	New school	Approved	Aug. 2006
	Gymnasium	Approved	Aug. 2006
ES #16 (Brookview site)			
Sherwood ES	Classroom addition	Proposed	TBD
Stonegate ES	Gymnasium	Approved	Aug. 2008

NORTHEAST CONSORTIUM

Projected Enrollment and Space Availability

Effects of the Recommended Amendments to the FY 2005–2010 CIP and Non–CIP Actions on Space Available

Schools		Actual 04–05	Projections							
			05–06	06–07	07–08	08–09	09–10	10–11	2015	2020
James Hubert Blake HS	Program Capacity	1,750	1,733	1,733	1,733	1,733	1,733	1,733	1,733	1,733
	Enrollment	1,941	1,956	1,922	1,890	1,839	1,827	1,797	1,800	1,800
	Available Space	-190	-223	-189	-157	-106	-94	-64	-67	-67
	Comments		+1 SCB							
Paint Branch HS	Program Capacity	1,593	1,593	1,593	1,593	1,593	1,593	1,998	1,998	1,998
	Enrollment	1,808	1,797	1,790	1,743	1,706	1,695	1,684	1,700	1,700
	Available Space	-215	-204	-197	-150	-113	-102	314	298	298
	Comments		Facility Planning for Mod.				Modernization in Progress	Mod. Complete		
Springbrook HS	Program Capacity	2,131	2,131	2,131	2,131	2,131	2,131	2,131	2,131	2,131
	Enrollment	2,021	2,100	2,143	2,121	2,169	2,161	2,128	2,150	2,150
	Available Space	110	31	-12	10	-38	-30	3	-19	-19
	Comments									
Benjamin Banneker MS	Program Capacity	927	927	927	927	927	927	927	927	927
	Enrollment	915	886	868	916	879	870	834	900	900
	Available Space	12	41	59	11	48	57	93	27	27
	Comments	Boundary Change								
Briggs Chaney MS	Program Capacity	936	936	936	936	936	936	936	936	936
	Enrollment	948	969	912	890	861	836	857	900	900
	Available Space	-12	-33	24	46	75	100	79	36	36
	Comments	Boundary Change								
William H. Farquhar MS	Program Capacity	896	896	896	896	896	896	896	896	896
	Enrollment	725	719	753	733	692	619	609	650	650
	Available Space	171	177	143	163	204	277	287	246	246
	Comments	Boundary Study								
Francis Scott Key MS	Program Capacity	954	954	954	954	954	954	954	954	954
	Enrollment	850	834	861	864	871	846	868	900	900
	Available Space	104	120	93	90	83	108	86	54	54
	Comments	Boundary Study	Planning for Mod.			@ Tilden Center	Modernization Complete			
White Oak MS	Program Capacity	893	893	893	893	893	893	893	893	893
	Enrollment	901	843	845	826	805	767	784	800	800
	Available Space	-8	50	48	67	88	126	109	93	93
	Comments	Boundary Study								

NORTHEAST CONSORTIUM

Schools		Actual 04-05	Projections						2015	2020
			05-06	06-07	07-08	08-09	09-10	10-11		
Broad Acres ES	Program Capacity	461	461	686	686	686	686	686		
	Enrollment	509	494	494	497	513	529	546		
	Available Space	-48	-33	192	189	173	157	140		
	Comments	+1 pre-K	@Fairland	+9 Room Addition (+4 Rms CSR)						
Burnt Mills ES	Program Capacity	483	503	503	503	503	503	503		
	Enrollment	546	558	557	590	597	613	621		
	Available Space	-63	-55	-54	-87	-94	-110	-118		
	Comments	+1 pre-K Boundary Study	+1 pre-K							

NORTHEAST CONSORTIUM

Schools		Actual	Projections						2015	2020
		04-05	05-06	06-07	07-08	08-09	09-10	10-11		
Northeast Consortium #16 E (Brookview)	Program Capacity	0	0	541	541	541	541	541		
	Enrollment	0	0	0	0	0	0	0		
	Available Space	0	0	541	541	541	541	541		
	Comments	Boundary Study		Opens +Gym +1 SCB, +HSM						
William T. Page ES	Program Capacity	454	454	454	454	454	454	454		
	Enrollment	406	403	409	413	416	429	428		
	Available Space	48	51	45	41	38	25	26		
	Comments									
Sherwood ES	Program Capacity	450	450	403	403	403	403	403		
	Enrollment	504	490	485	504	513	518	524		
	Available Space	-54	-40	-82	-101	-110	-115	-121		
	Comments		Facility Planning for Add.	+FDK						
Stonegate ES	Program Capacity	508	456	456	456	456	456	456		
	Enrollment	414	430	411	416	421	440	438		
	Available Space	94	26	45	40	35	16	18		
	Comments		+FDK +1 HS			+Gym				
Westover ES	Program Capacity	351	326	326	326	326	326	326		
	Enrollment	272	263	260	265	276	292	300		
	Available Space	79	63	66	61	50	34	26		
	Comments	+1 pre-K Lang.	+FDK							
Cluster Information	HS Utilization	105%	107%	107%	105%	105%	104%	96%	96%	96%
	HS Enrollment	5,770	5,853	5,855	5,754	5,714	5,683	5,609	5,650	5,650
	MS Utilization	94%	92%	92%	92%	89%	85%	86%	90%	90%
	MS Enrollment	4,339	4,251	4,239	4,229	4,108	3,938	3,952	4,150	4,150
	ES Utilization	101%	103%	94%	95%	96%	97%	96%	97%	98%
	ES Enrollment	7,619	7,657	7,655	7,720	7,839	7,974	8,061	8,150	8,150

NORTHEAST CONSORTIUM

Demographic Characteristics of Schools

Schools	2004–2005						2003–2004*		
	Total Enrollment	African American %	American Indian %	Asian American %	Hispanic %	White %	FARMS %	ESOL** %	Mobility Rate*** %
James Hubert Blake HS	1,941	34.8%	0.5%	9.2%	9.6%	45.8%	8.8%	1.2%	10.0%
Paint Branch HS	1,808	42.1%	0.3%	19.0%	9.0%	29.6%	12.4%	1.2%	13.2%
Springbrook HS	2,021	43.5%	0.3%	18.6%	20.4%	17.2%	19.7%	5.9%	12.2%
Benjamin Banneker MS	915	55.2%	0.3%	14.8%	8.4%	21.3%	28.4%	3.4%	20.3%
Briggs Chaney MS	948	45.7%	0.3%	16.8%	10.8%	26.5%	19.6%	1.7%	12.0%
William H. Farquhar MS	725	19.2%	0.0%	11.3%	6.9%	62.6%	12.7%	1.1%	8.3%
Francis Scott Key MS	850	46.5%	0.0%	14.0%	23.9%	15.6%	36.3%	5.1%	14.7%
White Oak MS	901	34.4%	0.3%	15.0%	25.9%	24.4%	32.9%	7.6%	14.7%
Broad Acres ES	509	21.0%	0.8%	10.8%	66.8%	0.6%	85.8%	23.6%	31.4%
Burnt Mills ES	546	65.6%	0.4%	6.8%	24.5%	2.7%	54.0%	12.4%	31.0%
Burtonsville ES	654	48.9%	0.5%	21.4%	6.6%	22.6%	21.9%	5.1%	17.5%
Cannon Road ES	360	41.7%	0.0%	15.3%	25.3%	17.8%	36.9%	13.3%	16.5%
Cloverly ES	470	17.4%	0.4%	11.9%	8.5%	61.7%	9.4%	3.4%	9.2%
Cresthaven ES	574	30.3%	0.2%	17.8%	37.3%	14.5%	47.3%	9.6%	28.8%
Dr. Charles R. Drew ES	520	43.3%	1.2%	19.6%	12.5%	23.5%	28.6%	5.2%	9.7%
Fairland ES	521	53.6%	0.2%	16.7%	12.5%	17.1%	37.1%	15.5%	26.4%
Galway ES	691	57.5%	0.3%	19.4%	10.1%	12.7%	36.2%	13.1%	22.2%
Greencastle ES	640	73.9%	0.3%	11.1%	9.4%	5.3%	43.8%	4.8%	28.5%
Jackson Road ES	538	44.6%	0.2%	13.9%	26.6%	14.7%	47.1%	12.5%	24.9%
William T. Page ES	406	52.5%	0.2%	21.2%	15.0%	11.1%	33.5%	10.8%	16.8%
Sherwood ES	504	21.8%	0.0%	12.7%	8.7%	56.7%	12.2%	5.4%	8.9%
Stonegate ES	414	30.0%	0.2%	18.6%	8.2%	43.0%	7.5%	1.6%	10.8%
Westover ES	272	25.0%	1.1%	22.4%	8.1%	43.4%	12.5%	3.8%	8.4%
Elementary Cluster Total	7,619	43.6%	0.4%	15.8%	18.7%	21.6%	35.6%	9.4%	19.4%
Elementary County Total	62,868	22.6%	0.3%	14.8%	21.3%	41.0%	28.5%	10.8%	17.2%

*Percent of students approved for Free and Reduced-priced Meals Program (FARMS) and

Percent of English for Speakers of Other Languages (ESOL) data was not complete for the 2004–2005 school year at the time of publication.

**High School ESOL students are served at regional ESOL centers.

***Mobility Rate is the number of entries plus withdrawals during the 2003–2004 school year compared to total enrollment.

NORTHEAST CONSORTIUM

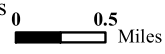
Facility Characteristics of Schools 2004–2005

Schools	Year Opened	Year Ren./Mod.	Total Square Feet	Site Size Acres	Park Adjacent	FACT Assess. Score	Child Care				Reloc. Class. 2004–05	Link. To Learn. Prgms.	Elem. Gym
							Joint Use	Shared Space	County Owned	Private Mod.			
James Blake HS	1998		297,125	91.3							7		
Paint Branch HS	1969		260,680	34		1425					4		
Springbrook HS	1960	1994	305,006	27.4									
Benjamin Banneker MS	1974		117,035	20		TBD					7	Yes	
Briggs Chaney MS	1991		115,000	29.4				Yes					
William H. Farquhar MS	1968		116,300	20		1434							
Francis Scott Key MS	1966		120,670	20.6		1389					2		
White Oak MS	1962	1993	140,990	17.3							4		
Broad Acres ES	1952	1974	64,683	6.2	PK	TBD	Yes	Yes			11	Yes	Yes
Burnt Mills ES	1964	1990	57,318	15.1		TBD		Yes			11		Yes
Burtonsville ES	1952	1993	71,349	11.9			Yes	Yes			2		Yes
Cannon Road ES	1967		44,839	4.4		1357		Yes			5		
Cloverly ES	1961	1989	55,965	10	PK								
Cresthaven ES	1962		46,490	9.8		1311		Yes			17		
Dr. Charles R. Drew ES	1991		73,975	12				Yes					Yes
Fairland ES	1992		62,078	11.8				Yes			6		
Galway ES	1967		67,452	9		1301					10		Yes
Greencastle ES	1988		78,275	18.9				Yes			3	Yes	Yes
Jackson Road ES	1959	1995	65,279	8.8					Yes		7		Yes
William T. Page ES	1965	2003	58,726	9.8		1404		Yes	Yes				Yes
Sherwood ES	1977		60,064	11.1		TBD				Yes	5		Yes
Stonegate ES	1971		44,966	10.3		TBD	Yes				1		
Westover ES	1964	1998	54,645	7.6				Yes					Yes

Note: PK denotes that a park is adjacent to the school.

Northwest Cluster

Montgomery County Public Schools
850 Hungerford Drive



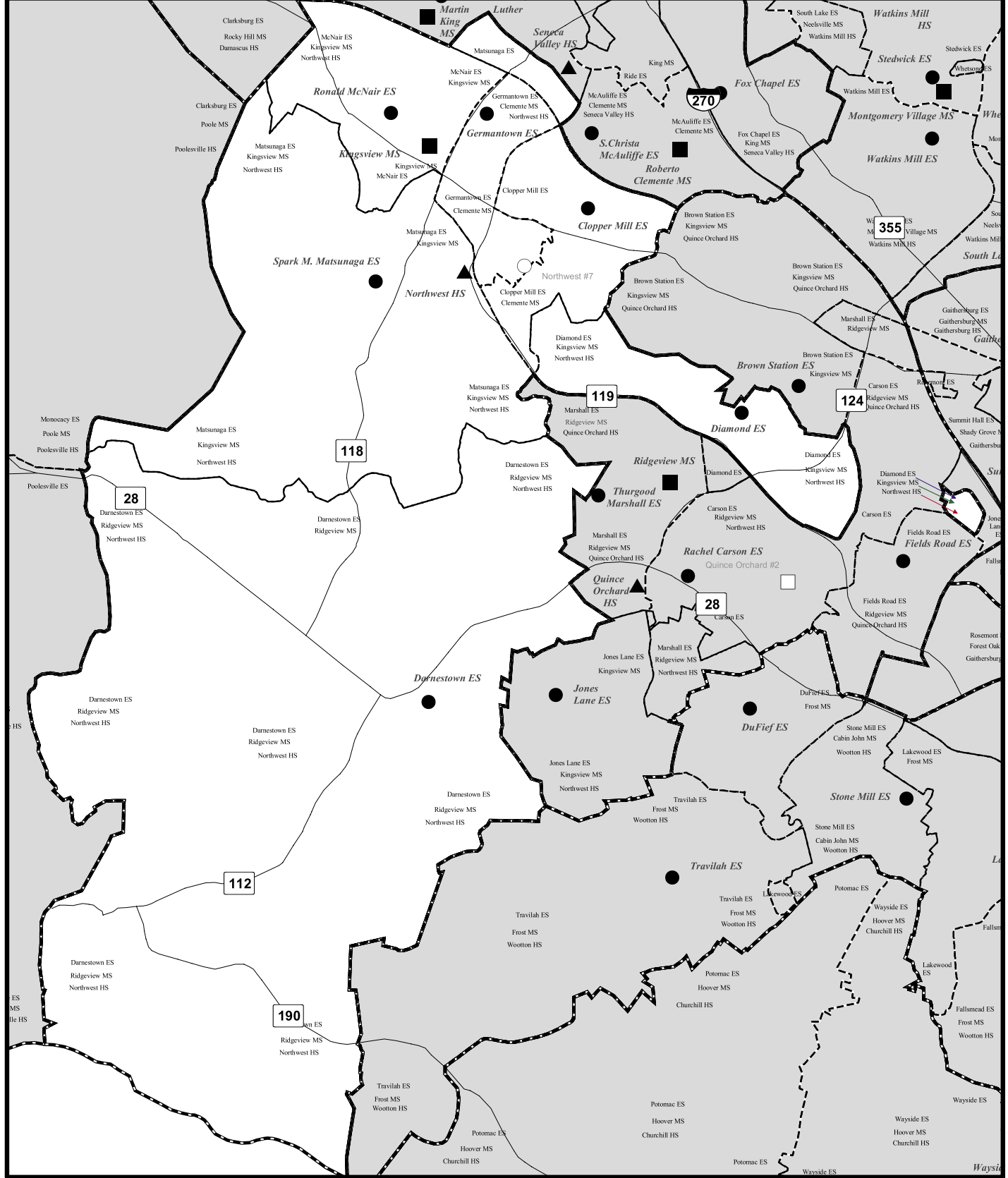
- | | | | |
|--------|-----|---------|-------------------|
| Closed | New | Current | Grades K-2 |
| ○ | ○ | ◐ | Grades 3-6 or 3-5 |
| ◑ | ○ | ● | Grades K-5 |
| ◒ | □ | ■ | Middle Schools |
| ◓ | △ | ▲ | High Schools |

- Cluster Service Areas
- - - ES Service Areas
- Major Roads

Vicinity Map



Map Compiled by MCPS Department of Planning and Capital Programming Sep 27, 2004
Map base provided by Montgomery County DTS Geographic Information System Division



CLUSTER PLANNING ISSUES

Capital Project: Restroom renovations are planned for schools in this cluster that were constructed or modernized before 1985 and do not have planning or construction funds approved in the FY 2005–2010 CIP. Schools that are receiving an addition project will have the improvements completed at the same time. Please see Appendix W for the list of schools that are approved to receive restroom renovations.

Planning Issue: As a result of enrollment growth in the county, many high schools are stretched beyond their capacities and have enrollments that exceed 2,000 students. Projected enrollment growth will only exacerbate this problem. Many high schools, especially in the central part of the county, do not have adequate site sizes or core facilities to accommodate the projected enrollment. A new high school will be needed in the next ten years to relieve overcrowding in some high schools and to bring the student enrollment at these schools below the school capacity. A site selection committee will be formed to explore sites for a new high school.

Planning Issue: A program initiative to provide full-day kindergarten and reduced class-sizes in Grades K–2 was introduced in the 2000–2001 school year in schools with the largest number of students affected by poverty and language deficiency. Clopper Mill Elementary School receives staffing to reduce class sizes in Grades K–2. Relocatable classrooms are being used to accommodate these initiatives where necessary.

Utilization: As housing development continues in the Germantown area, there will be a need for more capacity at all school levels. At the elementary school level, new residential development is greatest in the Spark M. Matsunaga and Germantown elementary school service areas. A new elementary school, Northwest Elementary School #7 that is approved for August 2006, and an addition at Spark M. Matsunaga Elementary School that will be completed during the 2004–2005 will provide capacity relief for these two schools. At the high school level, a 30-classroom addition approved for August 2006 will provide relief for Northwest High School. A new middle school in the Quince Orchard cluster will address overutilization at Kingsview Middle School.

Special and Alternative Programs: Students who reside in the Northwest Cluster, who historically would have attended a Learning Academic Disability or Language program, are now served in an elementary “Home School Model” program. These students are instructed in the general education curriculum with differentiated instruction to accommodate the learning needs and styles of all students in the class. Some of the

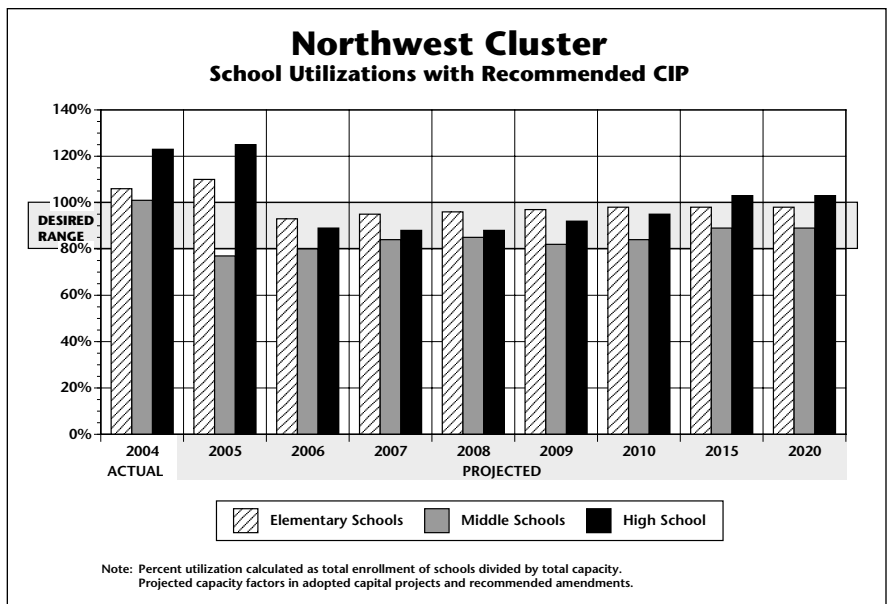
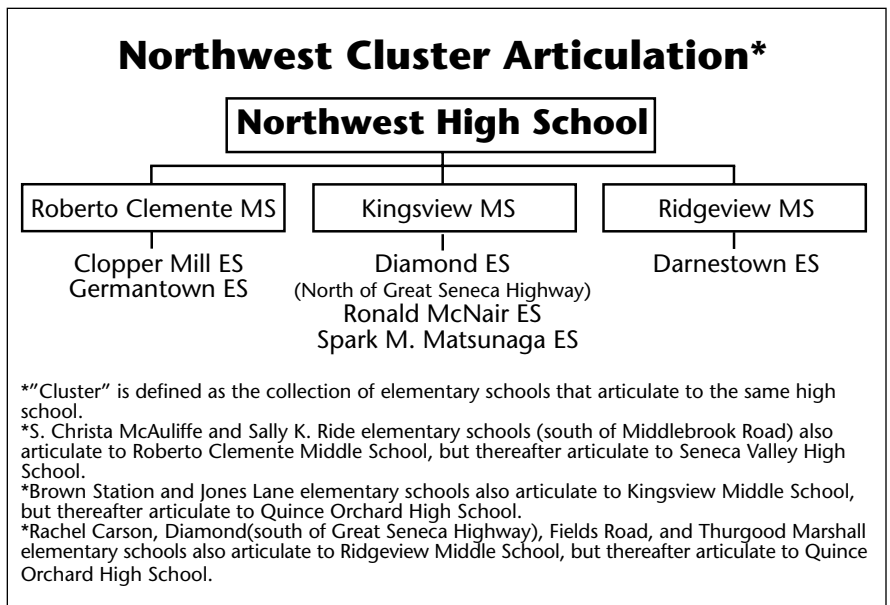
students may receive instruction in the Fundamental Life Skills curriculum as appropriate. Related services are integrated into regular classroom settings and other school environments.

SCHOOLS

Northwest High School

Utilization: Projected enrollment continues to increase at Northwest High School. A ten-classroom addition opened in August 2001. A 30-classroom addition is scheduled for completion in August 2006. The core for Northwest High School is designed to accommodate 2000 students.

Capital Project: FY 2005 construction funds were requested by the Board of Education in the FY 2005–2010 CIP to construct an addition for completion in August 2005. However, due to



a funding shortfall the funds were delayed to FY 2006. The completion date for the addition was delayed to September 2006.

Kingsview Middle School

Utilization: Relocatable classrooms will continue to be used until a new middle school in the Quince Orchard cluster opens in August 2005.

Non-Capital Action: A boundary study was conducted in spring 2004 to evaluate boundary options for Quince Orchard Middle School #2. Elementary schools that currently articulate to Kingsview Middle School and Ridgeview Middle School participated on the boundary advisory committee. The superintendent's recommendation was released on October 15, 2004, with Board of Education action scheduled for November 2004.

Quince Orchard Middle School #2

Capital Project: The site for the new school is located in the Lakelands community. The school is under construction and scheduled to open in August 2005. FY 2005 furniture and equipment funds were approved to complete the new school.

Non-Capital Action: A boundary study was conducted in spring 2004 to evaluate boundary options for Quince Orchard Middle School #2. Elementary schools that currently articulate to Kingsview Middle School and Ridgeview Middle School participated on the boundary advisory committee. The superintendent's recommendation was released on October 15, 2004, with Board of Education action scheduled for November 2004.

Ridgeview Middle School

Capital Project: Improvements to this facility are needed to reconfigure classrooms, create appropriate hallways, add lighting, and to reconfigure the mechanical system. FY 2008 planning funds are approved to begin the architectural design for the improvements. The scheduled completion date for the project is August 2010. In order for these modifications to be completed on schedule, two critical funding sources must be provided. First, the County Council must provide local funding at the levels approved in the FY 2005–2010 CIP, and second, the State of Maryland must provide state funding at the levels projected by the County Council for the FY 2005–2010 CIP.

Non-Capital Action: A boundary study was conducted in spring 2004 to evaluate boundary options for Quince Orchard Middle School #2. Elementary schools that currently articulate to Kingsview Middle School and Ridgeview Middle School participated on the boundary advisory committee. The superintendent's recommendation was released on October 15, 2004, with Board of Education action scheduled for November 2004.

Clopper Mill Elementary School

Non-Capital Action: A boundary study is recommended to evaluate boundary options for Northwest Elementary School #7 in spring 2005. The boundary study will include representatives from the Clopper Mill, Germantown, Spark M. Matsunaga, and Ronald McNair elementary school service areas. The superintendent will make a recommendation regarding these boundaries as part of the FY 2007–2012 CIP, with Board of Education action scheduled for November 2005.

Germantown Elementary School

Utilization: Enrollment at Germantown Elementary School is projected to exceed capacity throughout the six-year period. A facility planning study was conducted in spring 2001 to explore the possibility of an addition to Germantown Elementary School. Enrollment in this area has increased dramatically generating the need for a new elementary school in the cluster rather than an addition to Germantown Elementary School. Relocatable classrooms will continue to be used until Northwest Elementary School #7 opens in August 2006.

Non-Capital Action: A boundary study is recommended to evaluate boundary options for Northwest Elementary School #7 in spring 2005. The boundary study will include representatives from the Clopper Mill, Germantown, Spark M. Matsunaga, and Ronald McNair elementary school service areas. The superintendent will make a recommendation regarding these boundaries as part of the FY 2007–2012 CIP, with Board of Education action scheduled for November 2005.

Spark M. Matsunaga Elementary School

Utilization: Enrollment at Spark M. Matsunaga Elementary School is projected to exceed capacity throughout the six-year period. Even with the opening of Northwest Elementary School #7 additional capacity will be needed at this school. Relocatable classrooms will be used until the master planned addition and new school opens.

Capital Project: FY 2005 planning and construction funds are approved to construct the master planned 6-classroom addition with completion scheduled during the 2004–2005 school year.

Non-Capital Action: A boundary study is recommended to evaluate boundary options for Northwest Elementary School #7 in spring 2005. The boundary study will include representatives from the Clopper Mill, Germantown, Spark M. Matsunaga, and Ronald McNair elementary school service areas. The superintendent will make a recommendation regarding these boundaries as part of the FY 2007–2012 CIP, with Board of Education action scheduled for November 2005.

Ronald McNair Elementary School

Non-Capital Action: A boundary study is recommended to evaluate boundary options for Northwest Elementary School #7 in spring 2005. The boundary study will include representatives from the Clopper Mill, Germantown, Spark M. Matsunaga, and Ronald McNair elementary school service areas.

The superintendent will make a recommendation regarding these boundaries as part of the FY 2007–2012 CIP, with Board of Education action scheduled for November 2005.

Northwest Elementary School #7

Capital Project: A new elementary school is needed in the Northwest cluster to relieve Germantown and Spark M. Matsunaga elementary schools.

Capital Project: FY 2005 planning and construction funds are approved to complete architectural planning and begin construction for the new school with completion scheduled for August 2006.

Capital Project: FY 2005 planning and construction funds are approved for a gymnasium to be built as part of the new school construction project. The scheduled completion date for this gymnasium is August 2006. In order for this gymnasium to be completed on schedule, the County Council must provide local funding at the levels approved in the FY 2005–2010 CIP.

Non-Capital Action: A boundary study is recommended to evaluate boundary options for Northwest Elementary School #7 in spring 2005. The boundary study will include representatives from the Clopper Mill, Germantown, Spark M. Matsunaga, and Ronald McNair elementary school service areas. The superintendent will make a recommendation regarding these boundaries as part of the FY 2007–2012 CIP, with Board of Education action in November 2005.

CAPITAL PROJECTS

School	Project	Status	Date of Completion
Northwest HS	30-classroom addition	Approved	Aug. 2006
Quince Orchard MS #2	New school	Approved	Aug. 2005
Ridgeview MS	Facility improvements	Approved	Aug. 2010
Matsunaga ES	6-classroom addition	Approved	SY 2004–2005
Northwest ES #7	New school	Approved	Aug. 2006
	Gymnasium	Approved	Aug. 2006

NORTHWEST CLUSTER

Projected Enrollment and Space Availability

Effects of the Recommended Amendments to the FY 2005–2010 CIP and Non-CIP Actions on Space Available

Schools		Actual 04–05	Projections							
			05–06	06–07	07–08	08–09	09–10	10–11	2015	2020
Northwest HS	Program Capacity	1,566	1,566	2,241	2,241	2,241	2,241	2,241	2,241	2,241
	Enrollment	1,934	1,954	1,988	1,978	1,972	2,058	2,135	2,300	2,300
	Available Space	(368)	(388)	253	263	269	183	106	(59)	(59)
	Comments			+30 Rm Addition						
Roberto Clemente MS	Program Capacity	1,230	1,230	1,230	1,230	1,230	1,230	1,230	1,230	1,230
	Enrollment	1,010	1,115	1,102	1,094	1,097	1,074	1,110	1,150	1,150
	Available Space	220	115	128	136	133	156	120	80	80
	Comments	-Infants & Toddlers Staff								
Kingsview MS	Program Capacity	1,012	1,022	1,022	1,022	1,022	1,022	1,022	1,022	1,022
	Enrollment	1,255	897	785	858	898	901	900	950	950
	Available Space	(242)	125	237	164	124	121	122	72	72
	Comments	Boundary Recommend.	-1 LAD							
Quince Orchard #2 MS	Program Capacity	0	1,123	1,106	1,106	1,106	1,106	1,106	1,106	1,106
	Enrollment	0	542	818	874	894	894	894	950	950
	Available Space	0	581	288	232	212	212	212	156	156
	Comments	Boundary Recommend.	Opens +1 Extensions +2 LAD, +2 SCB	+1 Extensions						
Ridgeview MS	Program Capacity	1,005	1,048	1,048	1,048	1,048	1,048	1,048	1,048	1,048
	Enrollment	1,031	856	843	867	851	769	815	850	850
	Available Space	(26)	192	205	181	197	279	233	198	198
	Comments	Boundary Recommend.	-2 SCB -1 LAD		Planning for Improvements			Facility Improvements Complete		
Clopper Mill ES	Program Capacity	576	557	557	557	557	557	557		
	Enrollment	479	467	480	491	485	510	521		
	Available Space	97	90	77	66	72	47	36		
	Comments	-2 ED +1 AUT, +1 HS Bound. Study	+1 AUT							
Darnestown ES	Program Capacity	338	338	338	294	294	294	294		
	Enrollment	403	404	385	373	381	382	384		
	Available Space	(65)	(66)	(47)	(79)	(87)	(88)	(90)		
	Comments				+FDK					
Diamond ES	Program Capacity	594	547	547	547	547	547	547		
	Enrollment	432	428	436	437	436	443	448		
	Available Space	162	119	111	110	111	104	99		
	Comments		+FDK							
Germantown ES	Program Capacity	309	309	309	309	309	309	309		
	Enrollment	473	478	494	498	502	502	490		
	Available Space	(164)	(169)	(185)	(189)	(193)	(193)	(181)		
	Comments	+FDK Boundary Study								
Spark M. Matsunaga ES	Program Capacity	826	826	729	729	729	729	729		
	Enrollment	1046	1107	1143	1155	1194	1201	1217		
	Available Space	(220)	(281)	(414)	(426)	(465)	(472)	(488)		
	Comments	+6 Rooms Boundary Study		+FDK						
Ronald A. McNair ES	Program Capacity	688	688	688	688	688	688	688		
	Enrollment	699	700	708	714	713	708	717		
	Available Space	(11)	(12)	(20)	(26)	(25)	(20)	(29)		
	Comments	+FDK Boundary Study								
Northwest #7 ES	Program Capacity	0	0	738	738	738	738	738		
	Enrollment	0	0	0	0	0	0	0		
	Available Space	0	0	738	738	738	738	738		
	Comments	Boundary Study		Opens +Gym +2 ED, +FDK						
Cluster Information	HS Utilization	123%	125%	89%	88%	88%	92%	95%	103%	103%
	HS Enrollment	1,934	1,954	1,988	1,978	1,972	2,058	2,135	2,300	2,300
	MS Utilization	101%	77%	80%	84%	85%	82%	84%	89%	89%
	MS Enrollment	3,296	3,403	3,542	3,681	3,728	3,626	3,707	3,900	3,900
	ES Enrollment	3,532	3,584	3,646	3,668	3,711	3,746	3,777	3,800	3,800

NORTHWEST CLUSTER

Facility Characteristics of Schools 2004–2005

Schools	Year Opened	Year Ren./ Mod.	Total Square Feet	Site Size Acres	Park Adjacent	FACT Assess. Score	Child Care				Reloc. Class. 2004–05	Link. To Learn. Prgms.	Elem. Gym
							Joint Use	Shared Space	County Owned	Private Mod.			
Northwest HS	1998		275,317	34.6							10		
Roberto Clemente MS	1992		148,246	19.9									
Kingsview MS	1997		140,398	18.5							14		
Ridgeview MS	2004		148,065	23.2		TBD		Yes			3		Yes
Clopper Mill ES	1986		64,851	9			Yes	Yes			5		Yes
Darnestown ES	1954	1980	37,685	7.2		TBD	Yes				5		Yes
Diamond ES	1975		64,950	10	PK	TBD	Yes	Yes					Yes
Germantown ES	1935	1978	57,668	7.8		TBD		Yes			5		Yes
Spark M. Matsunaga ES	2001		81,991	12.1							17		Yes
Ronald A. McNair ES	1990		78,275	10				Yes			1		Yes

Note: PK denotes that a park is adjacent to the school.

Poolesville Cluster

Montgomery County Public Schools
850 Hungerford Drive



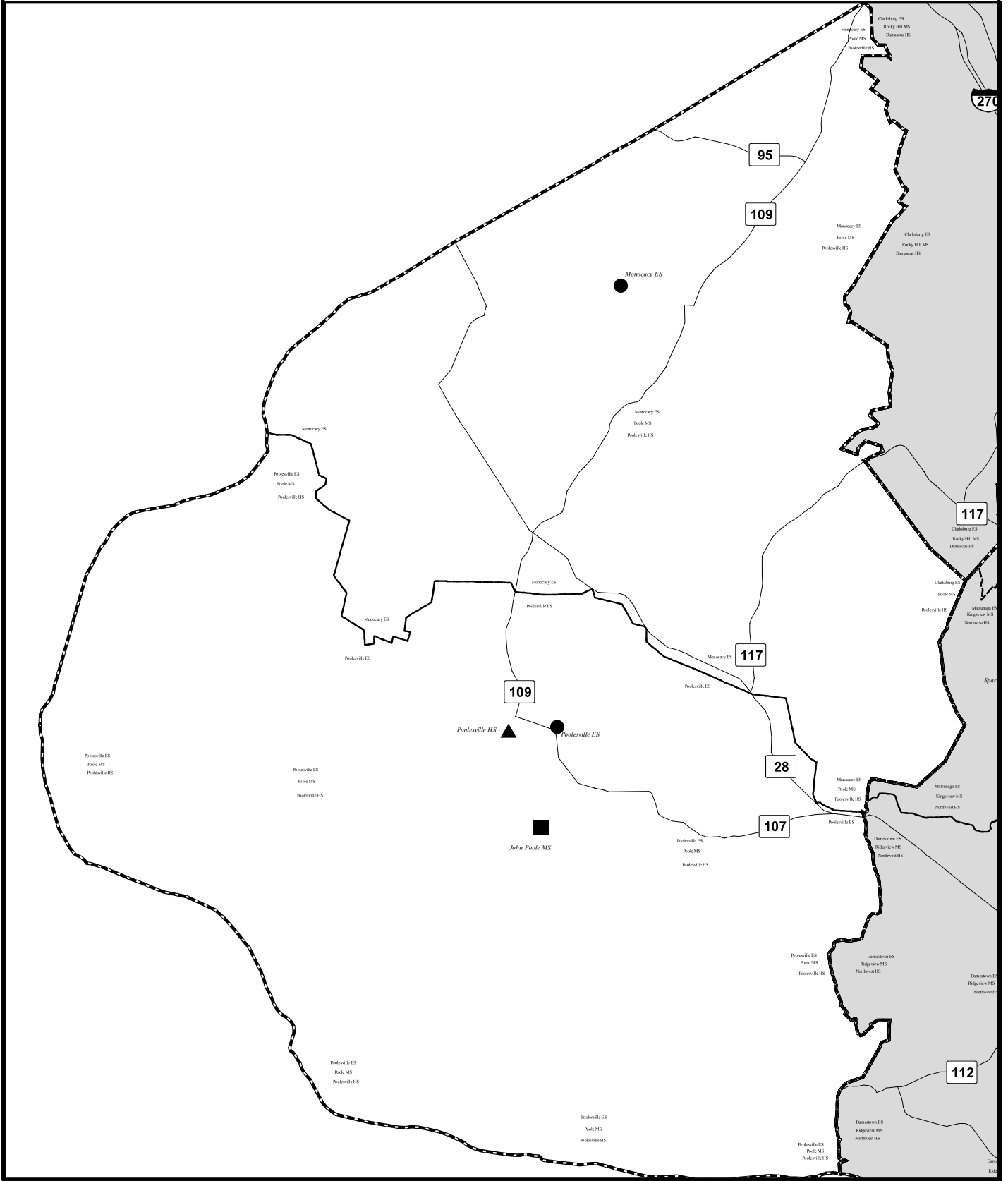
- | Closed | New | Current | |
|--------|-----|---------|-------------------|
| ⊙ | ○ | ◐ | Grades K-2 |
| ⊗ | ○ | ◑ | Grades 3-6 or 3-5 |
| ⊠ | ○ | ● | Grades K-5 |
| ⊡ | □ | ■ | Middle Schools |
| ▲ | △ | ▲ | High Schools |

- Cluster Service Areas
- - - ES Service Areas
- Major Roads

Vicinity Map



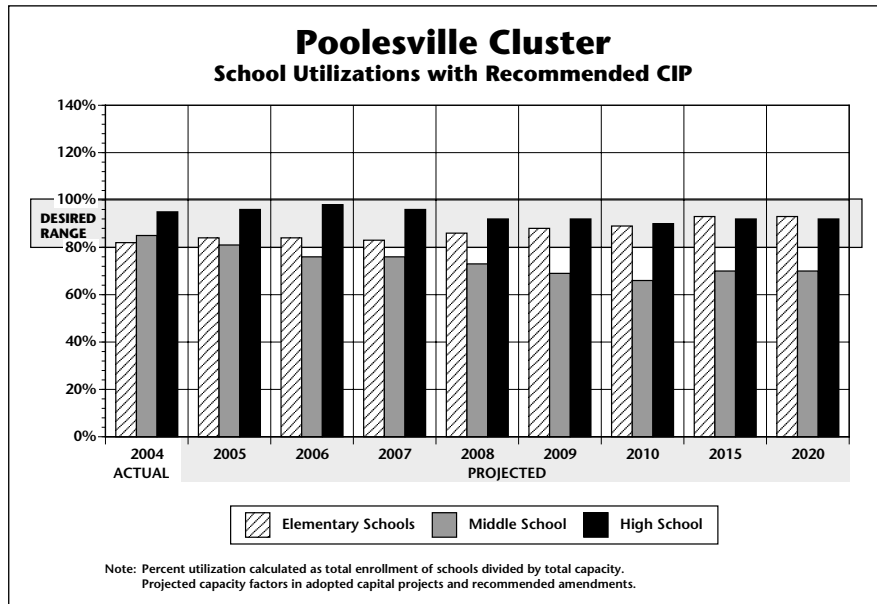
Map Compiled by MCPS Department of Planning and Capital Programming Sep 27, 2004
Map base provided by Montgomery County DTS Geographic Information System Division



CLUSTER PLANNING ISSUES

Capital Project: Restroom renovations are planned for schools in this cluster that were constructed or modernized before 1985 and do not have planning or construction funds approved in

the FY 2005–2010 CIP. Schools that are receiving an addition project will have the improvements completed at the same time. Please see Appendix W for the list of schools that are approved to receive restroom renovations.



POOLESVILLE CLUSTER

Projected Enrollment and Space Availability



Effects of the Recommended Amendments to the FY 2005–2010 CIP and Non-CIP Actions on Space Available

Schools		Actual 04–05	Projections								
			05–06	06–07	07–08	08–09	09–10	10–11	2015	2020	
Poolesville HS	Program Capacity	868	868	868	868	868	868	868	868	868	868
	Enrollment	826	833	851	835	800	803	782	800	800	800
	Available Space	42	36	18	34	68	66	86	68	68	68
	Comments										
John Poole MS	Program Capacity	486	486	500	500	500	500	500	500	500	500
	Enrollment	413	393	378	379	366	343	332	350	350	350
	Available Space	73	93	122	120	134	156	168	150	150	150
	Comments	+1 SLC		-1 SLC							
Monocacy ES	Program Capacity	244	219	219	219	219	219	219			
	Enrollment	232	234	231	237	251	255	257			
	Available Space	12	(15)	(12)	(18)	(32)	(36)	(38)			
	Comments		+FDK								
Poolesville ES	Program Capacity	586	586	586	586	586	586	586			
	Enrollment	445	445	445	433	441	452	463			
	Available Space	141	141	141	153	145	134	123			
	Comments	+FDK									
Cluster Information	HS Utilization	95%	96%	98%	96%	92%	92%	90%	92%	92%	92%
	HS Enrollment	826	833	851	835	800	803	782	800	800	800
	MS Utilization	85%	81%	76%	76%	73%	69%	66%	70%	70%	70%
	MS Enrollment	413	393	378	379	366	343	332	350	350	350
	ES Utilization	82%	84%	84%	83%	86%	88%	89%	93%	93%	93%
ES Enrollment	677	679	676	670	692	707	720	750	750	750	

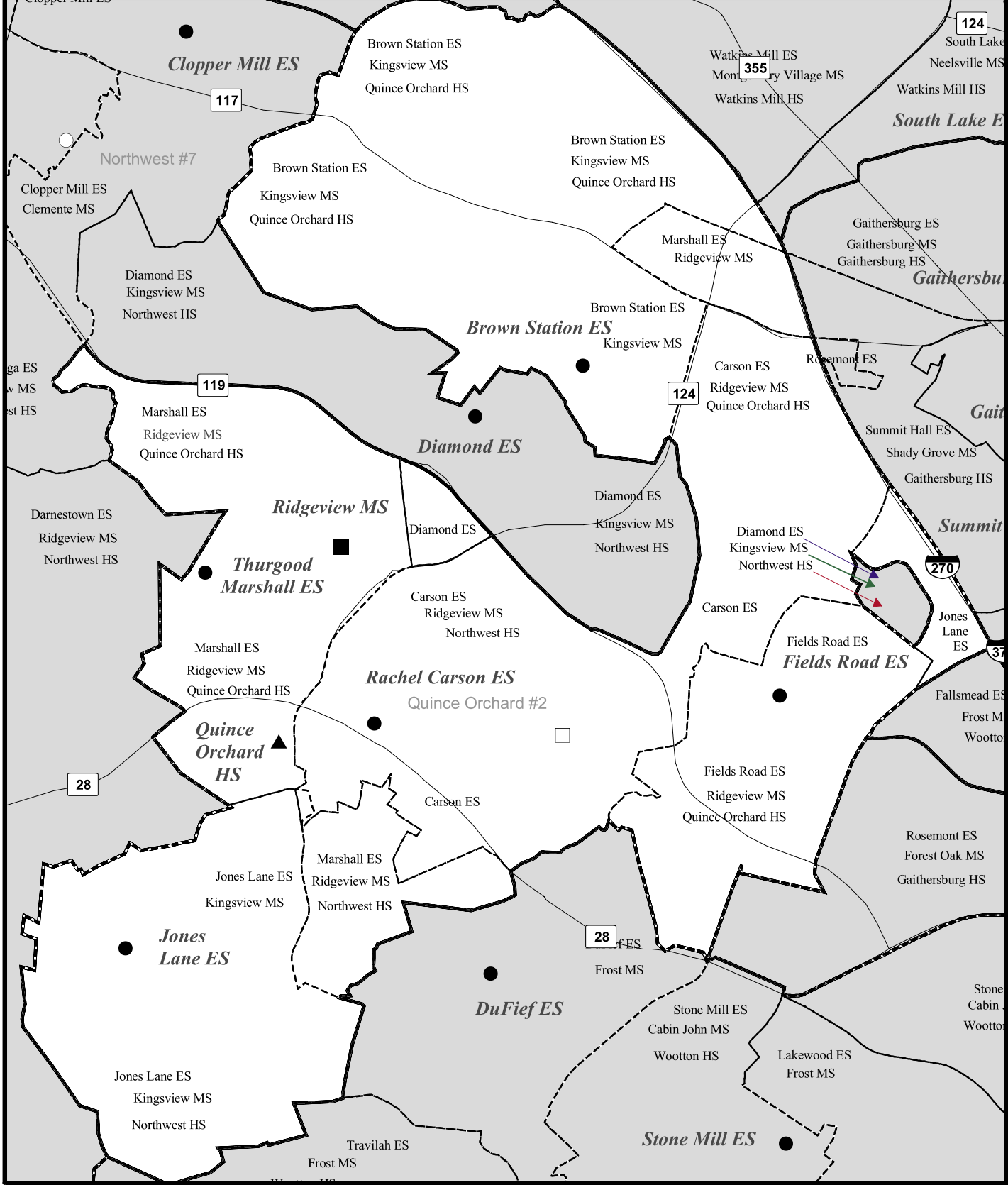

Quince Orchard Cluster

Montgomery County Public Schools
850 Hungerford Drive

Map Compiled by MCPS Department of Planning and Capital Programming Sep 27, 2004
Map base provided by Montgomery County DTS Geographic Information System Division



Vicinity Map



CLUSTER PLANNING ISSUES

Capital Project: Restroom renovations are planned for schools in this cluster that were constructed or modernized before 1985 and do not have planning or construction funds approved in the FY 2005–2010 CIP. Schools that are receiving an addition project will have the improvements completed at the same time. Please see Appendix W for the list of schools that are approved to receive restroom renovations.

Planning Issue: As a result of enrollment growth in the county, many high schools are stretched beyond their capacities and have enrollments that exceed 2,000 students. Projected enrollment growth will only exacerbate this problem. Many high schools, especially in the central part of the county, do not have adequate site sizes or core facilities to accommodate the projected enrollment. A new high school will be needed in the next ten years to relieve overcrowding in high schools and to bring the student enrollment at these schools below the school capacity. A site selection committee will be formed to explore sites for a new high school.

Planning Issue: A program initiative to provide full-day kindergarten and reduced class-sizes in Grades K–2 was introduced in the 2000–2001 school year in schools with the largest number of students affected by poverty and language deficiency. Brown Station Elementary School receives staffing to reduce class sizes for Grades K–2. Relocatable classrooms are being used to accommodate these initiatives where necessary.

SCHOOLS

Kingsview Middle School

Utilization: Relocatable classrooms will continue to be used until Quince Orchard Middle School #2 opens in August 2005.

Non-Capital Action: A boundary study was conducted in spring 2004 to evaluate boundary options for Quince Orchard Middle School #2. Elementary schools that currently articulate to Kingsview Middle School and Ridgeview Middle School participated on the boundary advisory committee. The superintendent’s recommendation was released on October 15, 2004, with Board of Education action scheduled for November 2004.

Quince Orchard Middle School #2

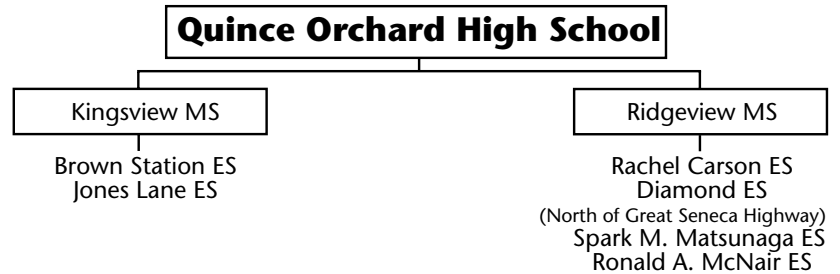
Capital Project: A site for the new school was acquired in the Lakelands community. The school is approved to open in August 2005. FY 2005 furniture and equipment funds were approved to complete the new school. A repeat design was used.

Non-Capital Action: A boundary study was conducted in spring 2004 to evaluate boundary options for Quince Orchard Middle School #2. Elementary schools that currently articulate to Kingsview Middle School and Ridgeview Middle School participated on the boundary advisory committee. The superintendent’s recommendation was released on October 15, 2004, with Board of Education action scheduled for November 2004.

Ridgeview Middle School

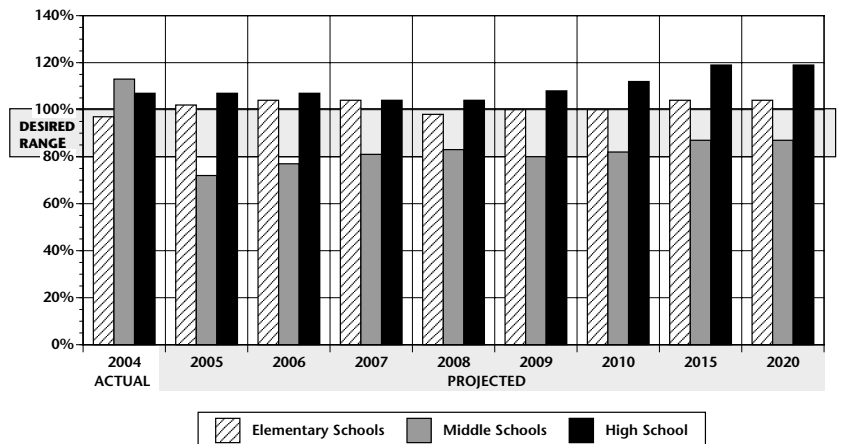
Capital Project: Improvements to this facility are needed to enclose classrooms, create appropriate hallways, add ceilings, lighting, and to reconfigure the mechanical system. FY 2008 planning funds are approved to begin the architectural design for the improvements. The scheduled completion date for the project is August 2010.

Quince Orchard Cluster Articulation*



*“Cluster” is defined as the collection of elementary schools that articulate to the same high school.
 *Diamond (north of Great Seneca Highway) and Ronald A. McNair elementary schools articulate to Kingsview Middle School, but thereafter to Northwest High School.
 *Darnestown Elementary School articulates to Ridgeview Middle School, but thereafter articulates to Northwest High School.

Quince Orchard Cluster School Utilizations with Recommended CIP



Note: Percent utilization calculated as total enrollment of schools divided by total capacity. Projected capacity factors in adopted capital projects and recommended amendments.

Non-Capital Action: A boundary study was conducted in spring 2004 to evaluate boundary options for Quince Orchard Middle School #2. Elementary schools that currently articulate to Kingsview Middle School and Ridgeview Middle School participated on the boundary advisory committee. The superintendent's recommendation was released on October 15, 2004, with Board of Education action scheduled for November 2004.

Fields Road Elementary School

Utilization: Projections indicate that Fields Road Elementary School enrollment will exceed capacity throughout the six-year CIP period. Continue to use relocatable classrooms until a nine-classroom addition is constructed.

Capital Project: A nine-classroom addition is planned for Fields Road Elementary School to accommodate its projected enrollment. FY 2006 planning funds are approved to begin the architectural design for the addition. The scheduled completion date for the addition is August 2008. In order for this addition to be completed on schedule, two critical funding sources must remain as programmed. First, the County Council must provide local funding at the levels approved in the FY 2005–2010 CIP, and second the State of Maryland must provide state funding at levels projected by the County Council for the FY 2005–2010 CIP.

Thurgood Marshall Elementary School

Capital Project: FY 2006 planning funds are approved for a gymnasium. The scheduled completion date for this gymnasium is August 2007. In order for this gymnasium to be completed on schedule, the County Council must provide local funding at the levels approved in the FY 2005–2010 CIP.

CAPITAL PROJECTS

School	Project	Status	Date of Completion
Q. Orchard MS #2	New school	Approved	Aug. 2005
Ridgeview MS	Facility improvements	Approved	Aug. 2010
Fields Road ES	9-Classroom addition	Approved	Aug. 2008
Thurgood Marshall ES	Gymnasium	Approved	Aug. 2007

QUINCE ORCHARD CLUSTER

Projected Enrollment and Space Availability

Effects of the Recommended Amendments to the FY 2005–2010 CIP and Non–CIP Actions on Space Available

Schools		Actual 04–05	Projections							
			05–06	06–07	07–08	08–09	09–10	10–11	2015	2020
Quince Orchard HS	Program Capacity	1,799	1,782	1,765	1,765	1,765	1,765	1,765	1,765	1,765
	Enrollment	1,931	1,915	1,886	1,842	1,832	1,905	1,970	2,100	2,100
	Available Space	(132)	(133)	(121)	(77)	(67)	(140)	(205)	(335)	(335)
	Comments		+1 Extensions	+1 Extensions						
Kingsview MS	Program Capacity	1,012	1,022	1,022	1,022	1,022	1,022	1,022	1,022	1,022
	Enrollment	1,255	897	785	858	898	901	900	950	950
	Available Space	(242)	125	237	164	124	121	122	72	72
	Comments	Boundary Recommend.	-1 LAD							
Quince Orchard #2 MS	Program Capacity	0	1,123	1,106	1,106	1,106	1,106	1,106	1,106	1,106
	Enrollment	0	542	818	874	894	894	894	950	950
	Available Space	0	581	288	232	212	212	212	156	156
	Comments	Boundary Recommend.	Opens +1 Extensions +2 LAD, +2 SCB	+1 Extensions						
Ridgeview MS	Program Capacity	1,005	1,048	1,048	1,048	1,048	1,048	1,048	1,048	1,048
	Enrollment	1,031	856	843	867	851	769	815	850	850
	Available Space	(26)	192	205	181	197	279	233	198	198
	Comments	Boundary Recommend.	-2 SCB -1 LAD		Planning for Improvements			Facility Improvements Complete		
Brown Station ES	Program Capacity	485	485	485	485	485	485	485	485	485
	Enrollment	396	371	364	374	380	397	406		
	Available Space	89	114	121	111	105	88	79		
	Comments									
Rachel Carson ES	Program Capacity	712	712	712	712	712	712	712	712	712
	Enrollment	705	759	767	787	810	812	801		
	Available Space	7	(47)	(55)	(75)	(98)	(100)	(89)		
	Comments	+FDK								
Fields Road ES	Program Capacity	358	358	358	358	583	583	583	583	583
	Enrollment	496	527	533	533	545	562	566		
	Available Space	(138)	(169)	(175)	(175)	38	21	17		
	Comments	+FDK	Planning for Add.			+9 Room Addition				
Jones Lane ES	Program Capacity	577	577	527	527	527	527	527	527	527
	Enrollment	510	514	519	507	509	515	524		
	Available Space	67	63	8	20	18	12	3		
	Comments			+FDK						
Thurgood Marshall ES	Program Capacity	593	536	536	536	536	536	536	536	536
	Enrollment	545	563	549	521	534	547	550		
	Available Space	48	(27)	(13)	15	2	(11)	(14)		
	Comments	+1 PEP	+FDK +1 PEP		+Gym					
Cluster Information	HS Utilization	107%	107%	107%	104%	104%	108%	112%	119%	119%
	HS Enrollment	1,931	1,915	1,886	1,842	1,832	1,905	1,970	2,100	2,100
	MS Utilization	113%	72%	77%	81%	83%	80%	82%	87%	87%
	MS Enrollment	2,286	2,288	2,440	2,587	2,631	2,552	2,597	2,750	2,750
	ES Utilization	97%	102%	104%	104%	98%	100%	100%	104%	104%
ES Enrollment	2,652	2,734	2,732	2,722	2,778	2,833	2,847	2,950	2,950	

QUINCE ORCHARD CLUSTER

Facility Characteristics of Schools 2004–2005

Schools	Year Opened	Year Ren./ Mod.	Total Square Feet	Site Size Acres	Park Adjacent	FACT Assess. Score	Child Care				Reloc. Class. 2004–05	Link. To Learn. Prgms.	Elem. Gym
							Joint Use	Shared Space	County Owned	Private Mod.			
Quince Orchard HS	1988		284,912	30.1							4		
Kingsview MS	1997		140,398	18.5							14		
Ridgeview MS	2004		148,065	23.2		TBD		Yes			3		Yes
Brown Station ES	1969		58,338	9		1516		Yes					Yes
Rachel Carson ES	1990		78,547	12.4			Yes	Yes			3		Yes
Fields Road ES	1973		47,140	10		TBD	Yes	Yes			9		Yes
Jones Lane ES	1987		60,679	12.1			Yes	Yes			1		Yes
Thurgood Marshall ES	1993		73,059	12					Yes		1		

Note: PK denotes that a park is adjacent to the school.

Rockville Cluster

Montgomery County Public Schools
850 Hungerford Drive

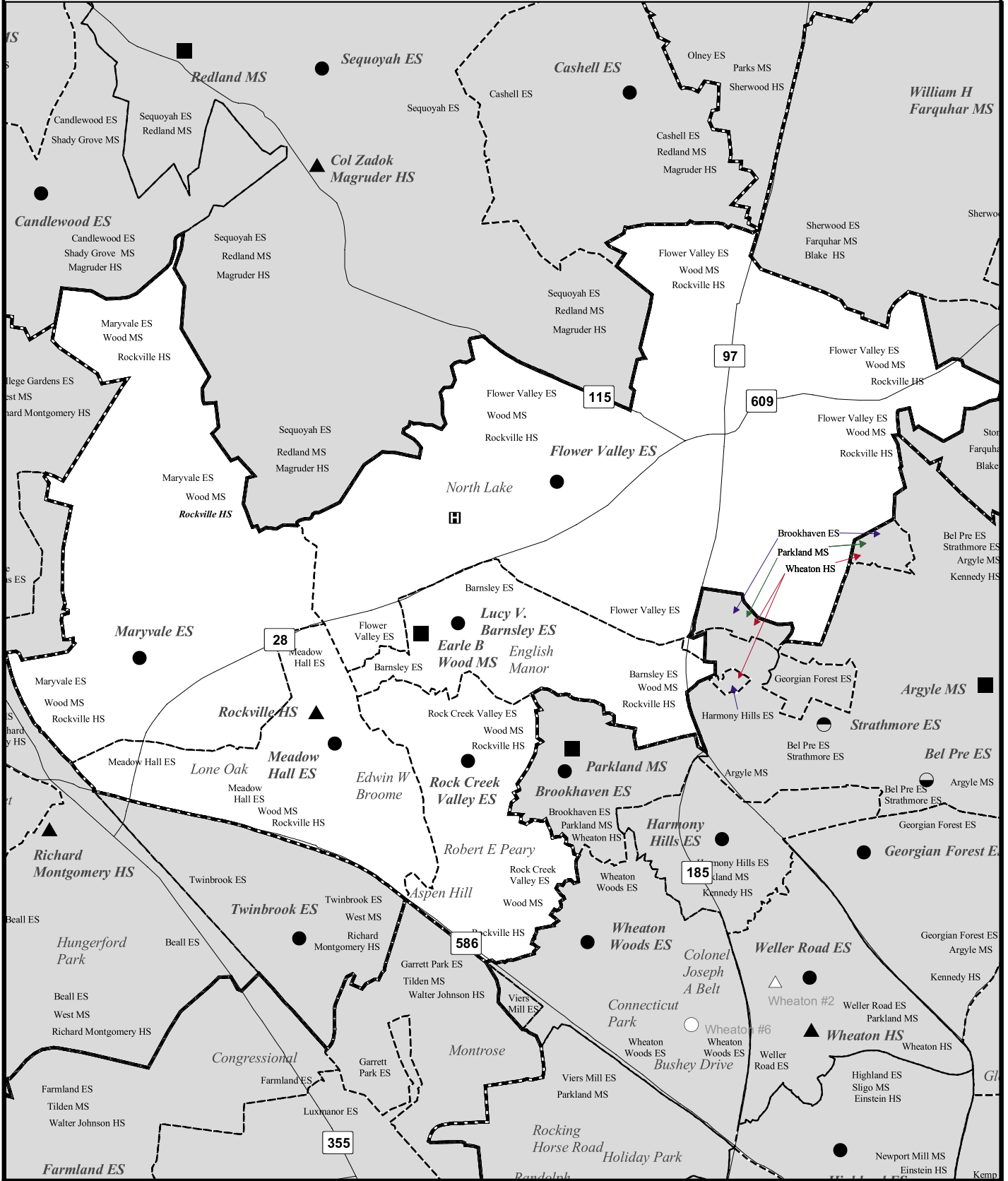
Map Compiled by MCPS Department of Planning and Capital Programming Sep 27, 2004
Map base provided by Montgomery County DTS Geographic Information System Division



- | | | | |
|--------|-----|---------|---------------------|
| Closed | New | Current | Grades K-2 |
| ● | ○ | ◐ | Grades 3-6 or 3 - 5 |
| ⊙ | ○ | ◑ | Grades K-5 |
| ⊠ | □ | ■ | Middle Schools |
| ▲ | △ | ▲ | High Schools |

- Cluster Service Areas
- - - ES Service Areas
- Major Roads

Vicinity Map



CLUSTER PLANNING ISSUES

Capital Project: Restroom renovations are planned for schools in this cluster that were constructed or modernized before 1985 and do not have planning or construction funds approved in the FY 2005–2010 CIP. Schools that are receiving an addition project will have the improvements completed at the same time. Please see Appendix W for the list of schools that are approved to receive restroom renovations.

Planning Issue: A program initiative to provide full-day kindergarten and reduced class-sizes in Grades K–2 was introduced in the 2000–2001 school year in schools with the largest number of students affected by poverty and language deficiency. Maryvale, Meadow Hall, and Rock Creek Valley elementary schools receive staffing to reduce class sizes in Grades K–2. Relocatable classrooms are being used to accommodate these initiatives where necessary.

Lucy V. Barnsley Elementary School

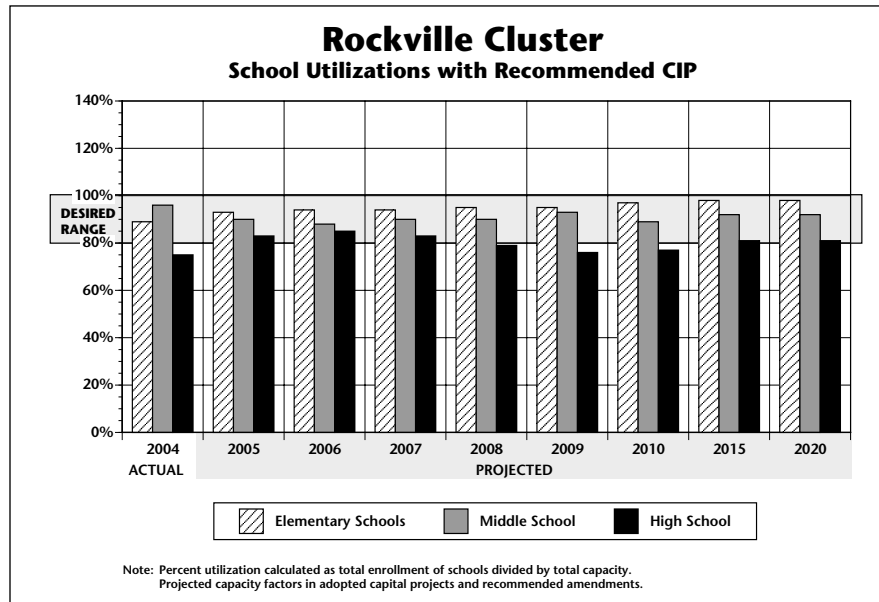
Planning Issue: A new fourth grade class was added to the Center for the Highly Gifted at Lucy V. Barnsley Elementary School beginning with the 2004–2005 school year, followed with a new fifth grade class in the 2005–2006 school year. There will be a total of 75 students per grade in this program.

Meadow Hall Elementary School

Capital Project: FY 2007 planning funds are approved for a gymnasium. The scheduled completion date for this gymnasium is August 2008. In order for this gymnasium to be completed on schedule, the County Council must provide local funding at the levels approved in the FY 2005–2010 CIP.

CAPITAL PROJECTS

School	Project	Status	Date of Completion
Meadow Hall ES	Gymnasium	Approved	Aug. 2008



ROCKVILLE CLUSTER

Projected Enrollment and Space Availability

Effects of the Recommended Amendments to the FY 2005–2010 CIP and Non–CIP Actions on Space Available

Schools		Actual 04–05	Projections								
			05–06	06–07	07–08	08–09	09–10	10–11	2015	2020	
Rockville HS	Program Capacity	1,633	1,606	1,606	1,606	1,606	1,606	1,606	1,606	1,606	1,606
	Enrollment	1,232	1,332	1,370	1,329	1,273	1,215	1,233	1,300	1,300	
	Available Space	401	274	236	277	333	391	373	306	306	
	Comments	Modern. Complete Sept. 04	+2 ED								
Earle B. Wood MS	Program Capacity	1,030	1,030	1,030	1,030	1,030	1,030	1,030	1,030	1,030	1,030
	Enrollment	986	924	902	926	923	953	916	950	950	
	Available Space	44	106	128	104	107	77	114	80	80	
	Comments										
Lucy V. Barnsley ES	Program Capacity	585	538	538	538	538	538	538			
	Enrollment	521	568	576	563	559	562	568			
	Available Space	64	(30)	(38)	(25)	(21)	(24)	(30)			
	Comments		+FDK								
Flower Valley ES	Program Capacity	504	457	457	457	457	457	457			
	Enrollment	461	447	427	423	426	420	440			
	Available Space	43	10	30	34	31	37	17			
	Comments		+FDK								
Maryvale ES	Program Capacity	705	705	705	705	705	705	705			
	Enrollment	621	623	633	629	635	634	639			
	Available Space	84	82	72	76	70	71	66			
	Comments										
Meadow Hall ES	Program Capacity	442	442	442	442	442	442	442			
	Enrollment	387	364	380	386	397	400	420			
	Available Space	55	78	62	56	45	42	22			
	Comments					+Gym					
Rock Creek Valley ES	Program Capacity	406	406	406	406	406	406	406			
	Enrollment	359	359	381	387	391	396	399			
	Available Space	47	47	25	19	15	10	7			
	Comments										
Cluster Information	HS Utilization	75%	83%	85%	83%	79%	76%	77%	81%	81%	
	HS Enrollment	1,232	1,332	1,370	1,329	1,273	1,215	1,233	1,300	1,300	
	MS Utilization	96%	90%	88%	90%	90%	93%	89%	92%	92%	
	MS Enrollment	986	924	902	926	923	953	916	950	950	
	ES Utilization	89%	93%	94%	94%	95%	95%	97%	98%	98%	
	ES Enrollment	2,349	2,361	2,397	2,388	2,408	2,412	2,466	2,500	2,500	

CLUSTER PLANNING ISSUES

Capital Project: Restroom renovations are planned for schools in this cluster that were constructed or modernized before 1985 and do not have planning or construction funds approved in the FY 2005–2010 CIP. Schools that are receiving an addition project will have the improvements completed at the same time. Please see Appendix W for the list of schools that are approved to receive restroom renovations.

Planning Issue: A program initiative to provide full-day kindergarten and reduced class-sizes in Grades K–2 was introduced in the 2000–2001 school year in schools with the largest number of students affected by poverty and language deficiency. Fox Chapel and Sally K. Ride elementary schools receive staffing to reduce class sizes in Grades K–2. Relocatable classrooms are being used to accommodate this initiative.

Capital Project: Minor core improvements are planned for August 2005 to reconfigure some classroom and administrative spaces and to improve the cafeteria space. FY 2005 construction funds are approved to complete the core improvements.

Non-Capital Action: A boundary study is recommended to evaluate boundary options for Clarksburg Area High School in spring 2005 for Board of Education action in November 2005. The scope of the high school boundary study will include all of the elementary, middle, and high schools in the Damascus, Seneca Valley, and Watkins Mill clusters. The boundary study also will explore options that will address the middle school articulation pattern in these clusters. The middle school boundary study scope will be limited to the schools that articulate to Martin Luther King, Jr. Middle School in the Seneca Valley Cluster, Neelsville Middle School in the Watkins Mill Cluster, and Rocky Hill Middle School in the Damascus cluster.

SCHOOLS

Clarksburg Area High School


Capital Project: FY 2005 construction funds are approved to begin the construction for the conversion of Rocky Hill Middle School into the new Clarksburg Area High School. The opening of this school is approved for August 2006. In order for this school to be completed on schedule, two critical funding sources must be provided. First, the County Council must provide local funding at the levels approved in the FY 2005–2010 CIP, and second, the State of Maryland must provide state funding at the levels projected by the County Council for the FY 2005–2010 CIP.

Non-Capital Action: A boundary study is recommended to evaluate boundary options for Clarksburg Area High School in spring 2005 for Board of Education action in November 2005. The scope of the high school boundary study will include all of the elementary, middle, and high schools in the Damascus, Seneca Valley, and Watkins Mill clusters. The boundary study also will explore options to address the middle school articulation pattern in these clusters. The middle school boundary study scope will be limited to the schools that articulate to Martin Luther King, Jr. Middle School in the Seneca Valley Cluster, Neelsville Middle School in the Watkins Mill Cluster, and Rocky Hill Middle School in the Damascus cluster.

Seneca Valley High School

Utilization: Enrollment continues to grow at Seneca Valley High School. The new Clarksburg Area High School will provide capacity relief for Seneca Valley High School when it opens in August 2006. Relocatable classrooms will be used as needed until the new high school opens.

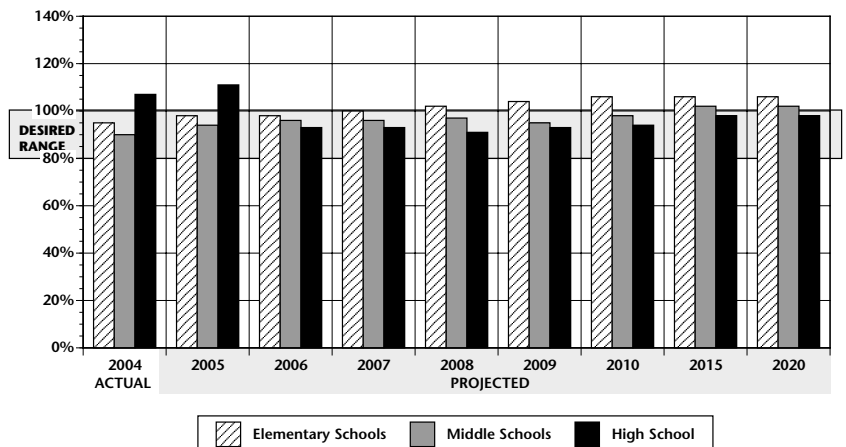
Seneca Valley Cluster Articulation*



*"Cluster" is defined as the collection of elementary schools that articulate to the same high school.

*Clopper Mill and Germantown elementary schools articulate to Roberto Clemente Middle School, but thereafter articulate to Northwest High School.

Seneca Valley Cluster School Utilizations with Recommended CIP



Note: Percent utilization calculated as total enrollment of schools divided by total capacity. Projected capacity factors in adopted capital projects and recommended amendments.

Martin Luther King, Jr. Middle School

Utilization: Projected enrollment at Martin Luther King, Jr. Middle School will exceed capacity throughout the six-year CIP period and beyond. Relocatable classrooms will be used until an addition can be constructed.

Capital Project: FY 2005 facility planning funds are approved for a facility planning study to determine the scope, feasibility, and cost of a classroom addition. A date for the addition will be considered as part of the FY 2007–2012 CIP.

Non-Capital Action: A boundary study is recommended to evaluate boundary options for Clarksburg Area High School in spring 2005 for Board of Education action in November 2005. The scope of the high school boundary study will include all of the elementary, middle, and high schools in the Damascus, Seneca Valley, and Watkins Mill clusters. The boundary study also will explore options that will address the middle school articulation pattern in these clusters. The middle school boundary study scope will be limited to the schools that articulate to Martin Luther King, Jr. Middle School in the Seneca Valley Cluster, Neelsville Middle School in the Watkins Mill Cluster, and Rocky Hill Middle School in the Damascus cluster.

CAPITAL PROJECTS

School	Project	Status	Date of Completion
Clarksburg Area HS	Conversion of Rocky Hill facility	Approved	Aug. 2006
Seneca Valley HS	Minor core improvements	Approved	Aug. 2005
King MS	Classroom addition	Proposed	TBD

SENECA VALLEY CLUSTER

Projected Enrollment and Space Availability

Effects of the Recommended Amendments to the FY 2005–2010 CIP and Non–CIP Actions on Space Available

Schools		Actual 04–05	Projections							
			05–06	06–07	07–08	08–09	09–10	10–11	2015	2020
Seneca Valley HS	Program Capacity	1,527	1,527	1,527	1,527	1,527	1,527	1,527	1,527	1,527
	Enrollment	1,638	1,692	1,714	1,708	1,671	1,712	1,735	1,800	1,800
	Available Space	-111	-165	-187	-181	-144	-185	-208	-273	-273
	Comments	Boundary Study	Minor Core Core Improve.							
Clarksburg Area HS	Program Capacity	0	0	315	315	315	315	315	315	315
	Enrollment	0	0	0	0	0	0	0	0	0
	Available Space	0	0	315	315	315	315	315	315	315
	Comments	Boundary Study		Opens* +2 ED, +2 SCB +1 LFI						
Roberto Clemente MS	Program Capacity	1,230	1,230	1,230	1,230	1,230	1,230	1,230	1,230	1,230
	Enrollment	1,010	1,115	1,102	1,094	1,097	1,074	1,110	1,150	1,150
	Available Space	220	115	128	136	133	156	120	80	80
	Comments	-Infants & Toddlers Staff								
Martin Luther King, Jr MS	Program Capacity	882	882	868	868	868	868	868	868	868
	Enrollment	885	881	912	918	930	930	941	1,000	1,000
	Available Space	-3	1	-44	-50	-62	-62	-72	-132	-132
	Comments	Fac. Plng. for Add. Bound. Study		+1 SLC						
Fox Chapel ES	Program Capacity	516	516	528	528	528	528	528		
	Enrollment	553	558	566	581	589	606	612		
	Available Space	(37)	(42)	(38)	(53)	(61)	(78)	(84)		
	Comments			-1 LAD						
Lake Seneca ES	Program Capacity	495	490	490	490	490	490	490		
	Enrollment	373	421	431	444	469	480	507		
	Available Space	122	69	59	46	21	10	(17)		
	Comments	+FDK +1 PEP	+1 pre-K							
S. Christa McAuliffe ES	Program Capacity	694	694	694	694	694	694	694		
	Enrollment	667	683	683	686	695	722	717		
	Available Space	27	11	11	8	(1)	(28)	(23)		
	Comments	+FDK +1 HS								
Dr. Sally K. Ride ES	Program Capacity	625	625	625	625	625	625	625		
	Enrollment	609	617	624	635	646	654	662		
	Available Space	16	8	1	(10)	(21)	(29)	(37)		
	Comments	+1 pre-K								
Waters Landing ES	Program Capacity	674	674	674	674	674	674	674		
	Enrollment	642	646	659	666	671	680	686		
	Available Space	32	28	15	8	3	(6)	(12)		
	Comments	-1 SCB +FDK								
Cluster Information	HS Utilization	107%	111%	93%	93%	91%	93%	94%	98%	98%
	HS Enrollment	1,638	1,692	1,714	1,708	1,671	1,712	1,735	1,800	1,800
	MS Utilization	90%	94%	96%	96%	97%	95%	98%	102%	102%
	MS Enrollment	1,895	1,996	2,014	2,012	2,027	2,004	2,051	2,150	2,150
	ES Utilization	95%	98%	98%	100%	102%	104%	106%	106%	106%
ES Enrollment	2,844	2,925	2,963	3,012	3,070	3,142	3,184	3,200	3,200	

*Total capacity for Clarksburg Area High School will be approximately 1600 when it opens.

SENECA VALLEY CLUSTER

Facility Characteristics of Schools 2004–2005

Schools	Year Opened	Year Ren./ Mod.	Total Square Feet	Site Size Acres	Park Adjacent	FACT Assess. Score	Child Care				Reloc. Class. 2004–05	Link. To Learn. Prgms.	Elem. Gym
							Joint Use	Shared Space	County Owned	Private Mod.			
Seneca Valley HS	1974		251,278	29.4		1254					5		
Roberto Clemente MS	1992		148,246	19.9									
Martin Luther King, Jr., MS	1996		135,867	19							6		
Fox Chapel ES	1974		56,518	10.3	PK	TBD	Yes	Yes			9	Yes	Yes
Lake Seneca ES	1985		58,770	9.4			Yes	Yes					Yes
S. Christa McAuliffe ES	1987		77,240	10.6	PK				Yes				Yes
Dr. Sally K. Ride ES	1994		78,686	13.5						Yes	4	Yes	Yes
Waters Landing ES	1988		77,560	10			Yes	Yes		Yes			Yes

Note: PK denotes that a park is adjacent to the school.

Sherwood Cluster

Montgomery County Public Schools
850 Hungerford Drive

Map Compiled by MCPS Department of Planning and Capital Programming Sep 27, 2004
Map base provided by Montgomery County DTS Geographic Information System Division

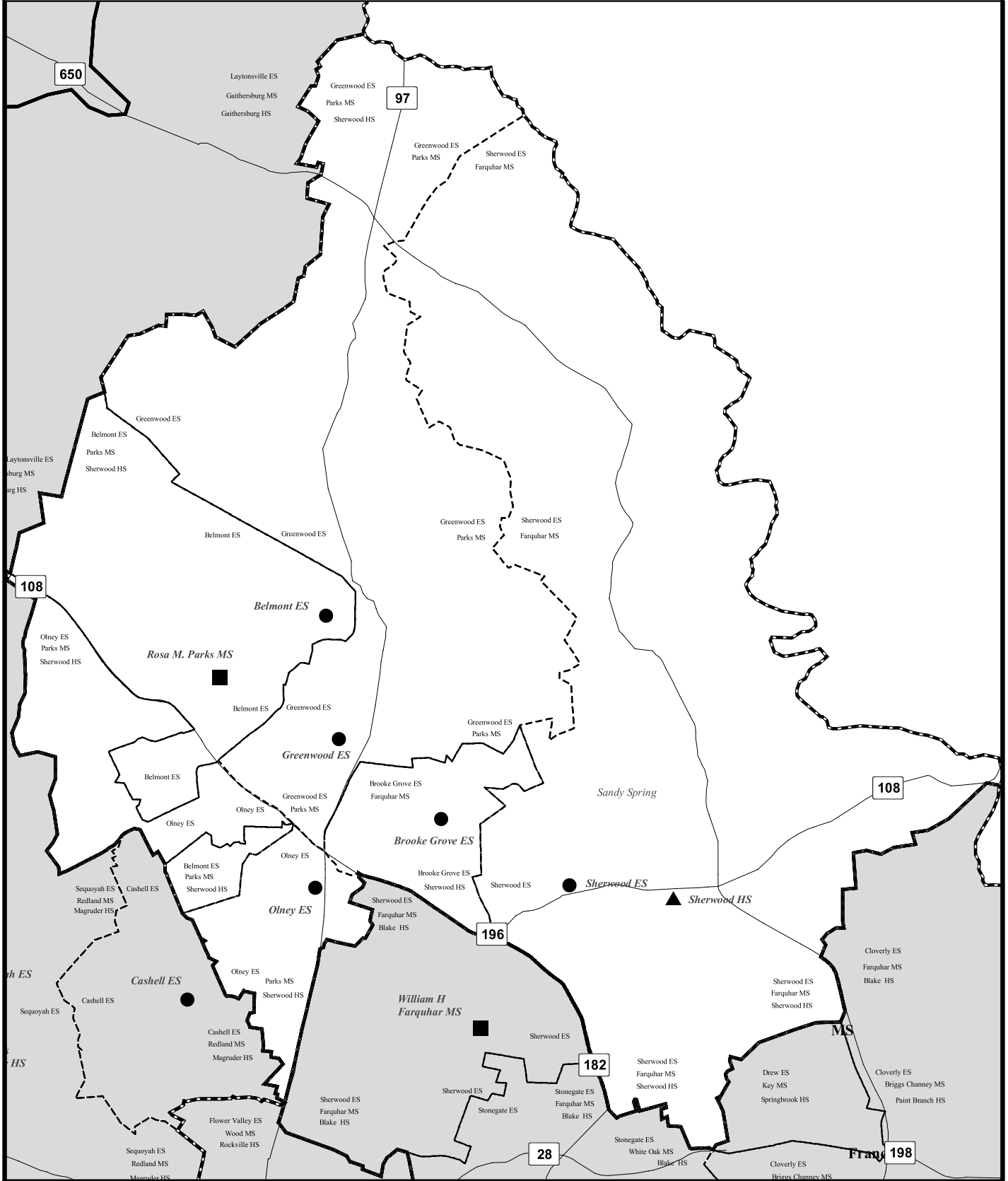


- | Closed | New | Current | |
|--------|-----|---------|-------------------|
| ⊙ | ○ | ◐ | Grades K-2 |
| ⊗ | ○ | ◑ | Grades 3-6 or 3-5 |
| ⊕ | ○ | ● | Grades K-5 |
| ⊖ | □ | ■ | Middle Schools |
| ▲ | △ | ▲ | High Schools |

Vicinity Map



- Cluster Service Areas
- - - ES Service Areas
- Major Roads



CLUSTER PLANNING ISSUES

Capital Project: Restroom renovations are planned for schools in this cluster that were constructed or modernized before 1985 and do not have planning or construction funds approved in the FY 2005–2010 CIP. Schools that are receiving an addition project will have the improvements completed at the same time. Please see Appendix W for the list of schools that are approved to receive restroom renovations.

Special and Alternative Programs: Students who reside in the Sherwood Cluster, who historically would have attended a Learning Academic Disability or Language program, are now served in an elementary “Home School Model” program. These students are instructed in the general education curriculum with differentiated instruction to accommodate the learning needs and styles of all students in the class. Some of the students may receive instruction in the Fundamental Life Skills curriculum as appropriate. Related services are integrated into regular classroom settings and other school environments.

SCHOOLS

Sherwood High School

Utilization: Enrollment at Sherwood High School currently exceeds capacity. Projections indicate that enrollment will exceed capacity throughout the six-year CIP period. Relocatable classrooms will be used until a sixteen-classroom addition can be constructed.

Capital Project: FY 2006 planning funds are approved to begin the architectural planning and FY 2007–2008 construction funds are approved for a twelve-classroom addition that is scheduled to open in August 2007. In order for this addition to be completed on schedule, two critical funding sources must be provided. First, the County Council must provide local funding at the levels approved in the FY 2005–2010 CIP, and second, the State of Maryland must provide state funding at the levels projected by the County Council for the FY 2005–2010 CIP.

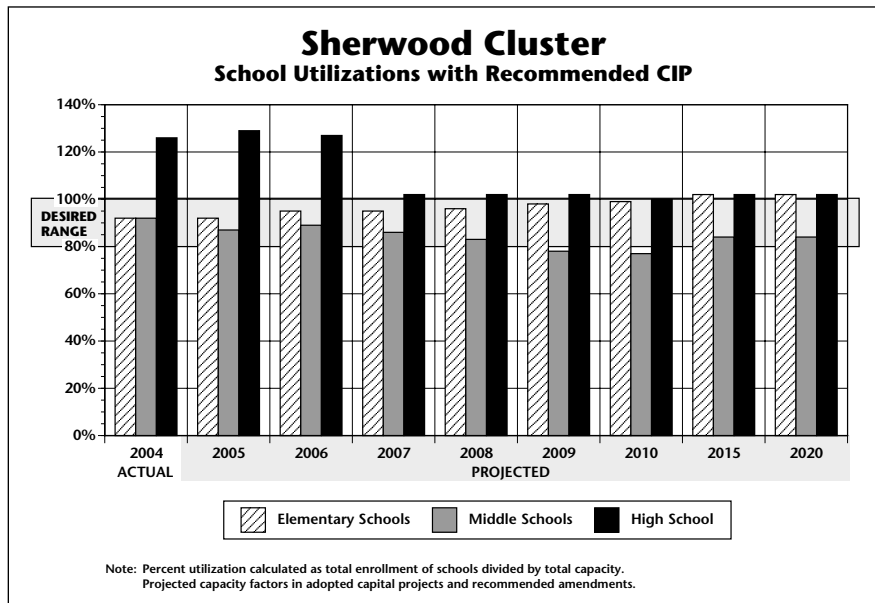
Sherwood Elementary School

Utilization: Projections indicate that enrollment at Sherwood Elementary School will exceed capacity throughout the six-year CIP period. Relocatable classrooms will continue to be utilized until an addition is constructed.

Capital Project: FY 2006 facility planning funds are approved for a facility planning study to determine the scope, feasibility, and cost of a classroom addition. A date for the addition will be considered as part of the FY 2007–2012 CIP.

CAPITAL PROJECTS

School	Project	Status	Date of Completion
Sherwood HS	16-classroom addition	Approved	Aug. 2007
Sherwood ES	Classroom addition	Proposed	TBD




SHERWOOD CLUSTER

Projected Enrollment and Space Availability
Effects of the Recommended Amendments to the FY 2005–2010 CIP and Non-CIP Actions on Space Available

Schools		Actual 04–05	Projections							
			05–06	06–07	07–08	08–09	09–10	10–11	2015	2020
Sherwood HS	Program Capacity	1,695	1,695	1,695	2,055	2,055	2,055	2,055	2,055	2,055
	Enrollment	2,133	2,189	2,147	2,105	2,096	2,103	2,062	2,100	2,100
	Available Space	(438)	(494)	(452)	(50)	(41)	(48)	(7)	(45)	(45)
	Comments		Planning for Addition		+16 Rooms					
William H. Farquhar MS	Program Capacity	896	896	896	896	896	896	896	896	896
	Enrollment	725	719	753	733	692	619	609	650	650
	Available Space	171	177	143	163	204	277	287	246	246
	Comments	Boundary Study								
Rosa Parks MS	Program Capacity	950	950	950	950	950	950	950	950	950
	Enrollment	969	888	886	853	843	812	818	900	900
	Available Space	(20)	62	64	96	106	138	132	50	50
	Comments									
Belmont ES	Program Capacity	489	489	442	442	442	442	442		
	Enrollment	411	413	409	408	413	423	424		
	Available Space	78	76	33	34	29	19	18		
	Comments			+ FDK						
Brooke Grove ES	Program Capacity	601	554	554	554	554	554	554		
	Enrollment	463	432	408	390	399	421	434		
	Available Space	138	122	146	164	155	133	120		
	Comments		+FDK							
Greenwood ES	Program Capacity	664	664	614	614	614	614	614		
	Enrollment	602	590	587	598	597	600	612		
	Available Space	62	74	27	16	17	14	2		
	Comments			+FDK						
Olney ES	Program Capacity	641	641	641	641	641	641	641		
	Enrollment	625	642	631	626	632	632	625		
	Available Space	16	(1)	10	15	9	9	16		
	Comments	+FDK								
Sherwood ES	Program Capacity	450	450	403	403	403	403	403		
	Enrollment	504	490	485	504	513	518	524		
	Available Space	(54)	(40)	(82)	(101)	(110)	(115)	(121)		
	Comments		Facility Planning for Add.	+FDK						
Cluster Information	HS Utilization	126%	129%	127%	102%	102%	102%	100%	102%	102%
	HS Enrollment	2,133	2,189	2,147	2,105	2,096	2,103	2,062	2,100	2,100
	MS Utilization	92%	87%	89%	86%	83%	78%	77%	84%	84%
	MS Enrollment	1,694	1,607	1,639	1,586	1,535	1,431	1,427	1,550	1,550
	ES Utilization	92%	92%	95%	95%	96%	98%	99%	102%	102%
ES Enrollment	2,605	2,567	2,520	2,526	2,554	2,594	2,619	2,700	2,700	

Watkins Mill Cluster

Montgomery County Public Schools
850 Hungerford Drive



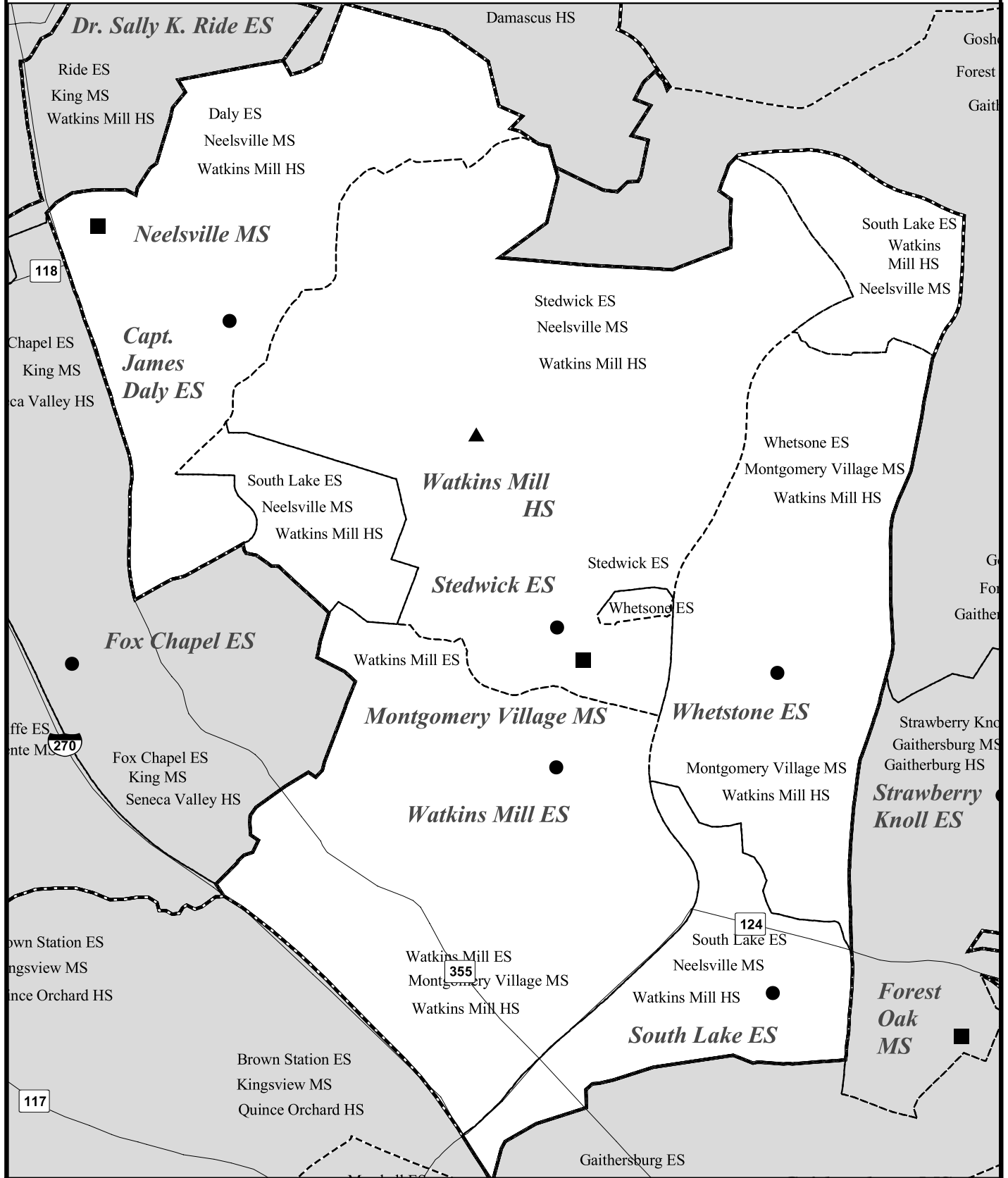
Closed	New	Current	
⊙	○	◐	Grades K-2
⊗	○	◑	Grades 3-6 or 3 - 5
⊠	□	◒	Grades K-5
⊡	□	◓	Middle Schools
▲	△	▲	High Schools

—	Cluster Service Areas
- - -	ES Service Areas
—	Major Roads

Vicinity Map



Map Compiled by MCPS Department of Planning and Capital Programming Sep 27, 2004
Map base provided by Montgomery County DTS Geographic Information System Division



CLUSTER PLANNING ISSUES

Capital Project: Restroom renovations are planned for schools in this cluster that were constructed or modernized before 1985 and do not have planning or construction funds approved in the FY 2005–2010 CIP. Schools that are receiving an addition project will have the improvements completed at the same time. Please see Appendix W for the list of schools that are approved to receive restroom renovations.

Planning Issue: A program initiative to provide full-day kindergarten and reduced class-sizes in Grades K–2 was introduced in the 2000–2001 school year in schools with the largest number of students affected by poverty and language deficiency. All the elementary schools in the Watkins Mill cluster receive staffing to reduce class sizes in Grades K–2. Relocatable classrooms are being used to accommodate these initiatives where necessary. At schools with construction projects, classroom additions are being designed as add-alternates to accommodate the additional staffing.

SCHOOLS

Clarksburg Area High School

Capital Project: FY 2005 construction funds are approved to begin the construction for the conversion of Rocky Hill Middle School into the new Clarksburg Area High School. The opening of this school is scheduled for August 2006. In order for this school to be completed on schedule, two critical funding sources must be provided. First, the County Council must provide local funding at the levels approved in the FY 2005–2010 CIP, and second, the State of Maryland must provide state funding at the levels projected by the County Council for the FY 2005–2010 CIP.

Non-Capital Action: A boundary study is recommended to evaluate boundary options for Clarksburg Area High School in spring 2005 for Board of Education action in November 2005.

The scope of the high school boundary study will include all of the elementary, middle, and high schools in the Damascus, Seneca Valley, and Watkins Mill clusters. The boundary study also will explore options that will address the middle school articulation pattern in these clusters. The middle school boundary study scope will be limited to the schools that articulate to Martin Luther King, Jr. Middle School in the Seneca Valley Cluster, Neelsville Middle School in the Watkins Mill Cluster, and Rocky Hill Middle School in the Damascus cluster.

Watkins Mill High School

Utilization: Enrollment at Watkins Mill High School currently exceeds capacity. Enrollment projections indicate that enrollment will exceed capacity throughout the six-year CIP period. The proposed new Clarksburg Area High School will

provide capacity relief for Watkins Mill High School when it opens. The proposed date for opening the new high school is August 2006. Relocatable classrooms will be used until the new high school opens.

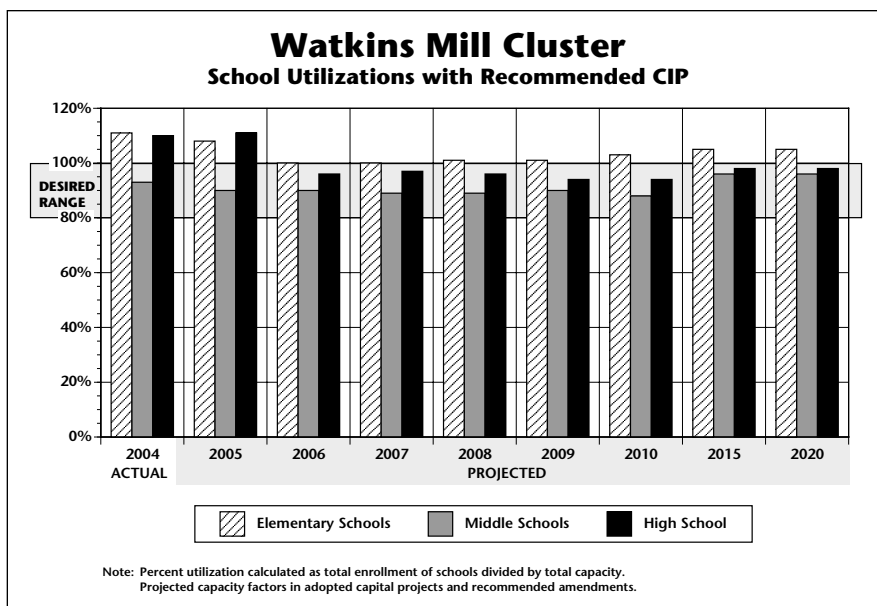
Non-Capital Action: A boundary study is recommended to evaluate boundary options for Clarksburg Area High School in spring 2005 for Board of Education action in November 2005. The scope of the high school boundary study will include all of the elementary, middle, and high schools in the Damascus, Seneca Valley, and Watkins Mill clusters. The boundary study also will explore options that will address the middle school articulation pattern in these clusters. The middle school boundary study scope will be limited to the schools that articulate to Martin Luther King, Jr. Middle School in the Seneca Valley Cluster, Neelsville Middle School in the Watkins Mill Cluster, and Rocky Hill Middle School in the Damascus cluster.

Neelsville Middle School

Non-Capital Action: A boundary study is recommended to evaluate boundary options for Clarksburg Area High School in spring 2005 for Board of Education action in November 2005. The scope of the high school boundary study will include all of the elementary, middle, and high schools in the Damascus, Seneca Valley, and Watkins Mill clusters. The boundary study also will explore options that will address the middle school articulation pattern in these clusters. The middle school boundary study scope will be limited to the schools that articulate to Martin Luther King, Jr. Middle School in the Seneca Valley Cluster, Neelsville Middle School in the Watkins Mill Cluster, and Rocky Hill Middle School in the Damascus cluster.

South Lake Elementary School

Utilization: Enrollment at South Lake Elementary School is projected to exceed capacity throughout the six-year CIP planning period. A six-classroom addition is needed to accommodate the growing enrollment. Relocatable classrooms will



be used until the addition opens in 2005–2006 school year. South Lake Elementary School has received additional staffing to reduce class-sizes in full-day kindergarten and Grades 1 and 2. These class-size reductions impact the need for additional classrooms in the facility. An additional six-classroom addition is approved to accommodate the class-size reduction initiative.

Capital Project: FY 2005 construction funds are approved to construct the six-classroom addition for enrollment and an additional six classrooms for the class-size reduction initiative with completion scheduled for 2005–2006 school year.

Capital Project: FY 2005 planning and construction funds are approved for a gymnasium to be constructed as part of the addition project. The scheduled completion date for this gymnasium is August 2005.

Stedwick Elementary School

Utilization: Projections indicate that enrollment at Stedwick Elementary School will exceed capacity throughout the six-year CIP period. Relocatable classrooms will continue to be utilized until an addition is constructed.

Capital Project: FY 2005 facility planning funds are approved for a facility planning study to determine the scope, feasibility, and cost of a classroom addition. A date for the addition will be considered as part of the FY 2007–2012 CIP.

Watkins Mill Elementary School

Utilization: Enrollment at Watkins Mill Elementary School is projected to exceed capacity throughout the six-year CIP period. Continue to use relocatable classrooms until a proposed addition is constructed. Because of the class-size reduction initiative at Watkins Mill Elementary School an additional six classrooms will be designed as an add-alternate to the project.

Capital Project: FY 2005 planning funds are approved to begin the architectural planning for a ten-classroom addition to accommodate the capacity deficit and an additional six-classrooms for the class-size reduction initiative. The scheduled completion date for the addition is the 2006–2007 school year.

Capital Project: FY 2005 planning funds are approved for a gymnasium to be constructed as part of the addition project. The scheduled completion date for this gymnasium is the 2006–2007 school year. In order for this gymnasium to be completed on schedule, the County Council must provide local funding at the levels approved in the FY 2005–2010 CIP.

CAPITAL PROJECTS

School	Project	Status	Date of Completion
Clarksburg Area HS	Conversion of Rocky Hill facility	Approved	Aug. 2006
Montgomery Village MS	Modernization	Approved	SY 2003–2004
South Lake ES	6-classroom addition	Approved	SY 2005–2006
	6-classroom CSR addition	Approved	SY 2005–2006
	Gymnasium	Approved	SY 2005–2006
Stedwick ES	Classroom addition	Proposed	TBD
Watkins Mill ES	10-Classroom addition	Approved	SY 2006–2007
	6-classroom CSR addition	Approved	SY 2006–2007
	Gymnasium	Approved	SY 2006–2007

WATKINS MILL CLUSTER

Projected Enrollment and Space Availability

Effects of the Recommended Amendments to the FY 2005–2010 CIP and Non–CIP Actions on Space Available

Schools		Actual 04–05	Projections								
			05–06	06–07	07–08	08–09	09–10	10–11	2015	2020	
Watkins Mill HS	Program Capacity	1,863	1,876	1,876	1,876	1,876	1,876	1,876	1,876	1,876	1,876
	Enrollment	2,040	2,090	2,101	2,128	2,097	2,052	2,065	2,150	2,150	
	Available Space	(177)	(214)	(224)	(252)	(220)	(176)	(188)	(274)	(274)	
	Comments	Boundary Study	-1 SLC								
Clarksburg Area HS	Program Capacity	0	0	315	315	315	315	315	315	315	315
	Enrollment	0	0	0	0	0	0	0	0	0	
	Available Space	0	0	315	315	315	315	315	315	315	
	Comments	Boundary Study		Opens* +2 ED, +2 SCB +1 LFI							
Montgomery Village MS	Program Capacity	803	803	803	803	803	803	803	803	803	
	Enrollment	800	762	770	725	747	743	737	800	800	
	Available Space	3	41	33	78	56	60	66	3	3	
	Comments										
Neelsville MS	Program Capacity	918	918	918	918	918	918	918	918	918	
	Enrollment	797	785	781	809	793	803	774	850	850	
	Available Space	121	133	137	109	125	115	144	68	68	
	Comments	Boundary Study									
Captain James Daly ES	Program Capacity	636	636	636	636	636	636	636			
	Enrollment	614	634	637	631	639	648	660			
	Available Space	22	2	(1)	5	(3)	(12)	(24)			
	Comments	+1 pre-K									
South Lake ES	Program Capacity	507	657	657	657	657	657	657			
	Enrollment	614	622	631	625	634	626	641			
	Available Space	(107)	35	26	32	23	31	16			
	Comments		+6 Rooms +Gym (+6 Rms CSR)								
Stedwick ES	Program Capacity	567	567	567	567	567	567	567			
	Enrollment	624	610	616	621	627	648	653			
	Available Space	(57)	(43)	(49)	(54)	(60)	(81)	(86)			
	Comments	Facility Planning for Add.									
Watkins Mill ES	Program Capacity	404	404	654	654	654	654	654			
	Enrollment	585	600	611	617	613	607	613			
	Available Space	(181)	(196)	43	37	41	47	41			
	Comments	Planning for Addition		+10 Rooms +Gym (+6 Rms CSR)							
Whetstone ES	Program Capacity	637	630	630	630	630	630	630			
	Enrollment	612	653	650	647	654	656	665			
	Available Space	25	(23)	(20)	(17)	(24)	(26)	(35)			
	Comments	-1 HS, +1 pre-K	+1 PEP								
Cluster Information	HS Utilization	110%	111%	96%	97%	96%	94%	94%	98%	98%	
	HS Enrollment	2,040	2,090	2,101	2,128	2,097	2,052	2,065	2,150	2,150	
	MS Utilization	93%	90%	90%	89%	89%	90%	88%	96%	96%	
	MS Enrollment	1,597	1,547	1,551	1,534	1,540	1,546	1,511	1,650	1,650	
	ES Utilization	111%	108%	100%	100%	101%	101%	103%	105%	105%	
ES Enrollment	3,049	3,119	3,145	3,141	3,167	3,185	3,232	3,300	3,300		

*Total capacity for Clarksburg Area High School will be approximately 1600 when it opens.

WATKINS MILL CLUSTER

Facility Characteristics of Schools 2004–2005

Schools	Year Opened	Year Ren./ Mod.	Total Square Feet	Site Size Acres	Park Adjacent	FACT Assess. Score	Child Care				Reloc. Class. 2004–05	Link. To Learn. Prgms.	Elem. Gym
							Joint Use	Shared Space	County Owned	Private Mod.			
Watkins Mill HS	1989		301,579	50.1	PK						2		
Montgomery Village MS	1968	2004	141,615	15.1		1358							
Neelsville MS	1981		124,337	29.2		TBD							
Capt. James Daly ES	1989		78,210	10				Yes		Yes	7		Yes
South Lake ES	1972		50,246	10.2		TBD		Yes			10		
Stedwick ES	1974		84,335	10		TBD		Yes			8		Yes
Watkins Mill ES	1970		44,510	10	PK	TBD		Yes			14		
Whetstone ES	1968		76,657	8.8		TBD		Yes			7		Yes

Note: PK denotes that a park is adjacent to the school.

Walt Whitman Cluster

Montgomery County Public Schools
850 Hungerford Drive

Map Compiled by MCPS Department of Planning and Capital Programming Sep 27, 2004
Map base provided by Montgomery County DTS Geographic Information System Division

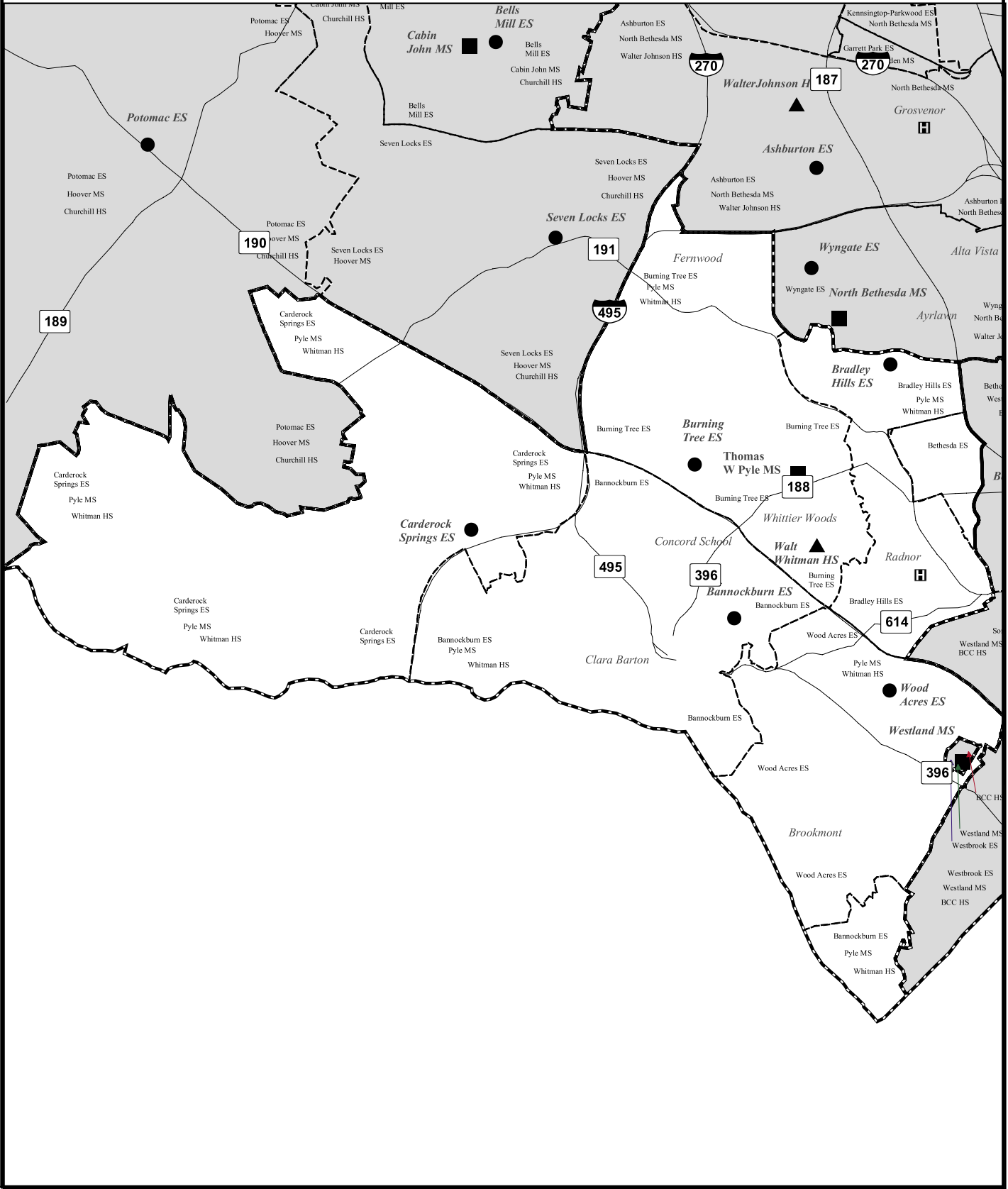


- | | | | |
|--------|-----|---------|---------------------|
| Closed | New | Current | Grades K-2 |
| ○ | ○ | ◐ | Grades 3-6 or 3 - 5 |
| ⊙ | ○ | ● | Grades K-5 |
| □ | □ | ■ | Middle Schools |
| △ | △ | ▲ | High Schools |

Vicinity Map



- | | |
|-------|-----------------------|
| — | Cluster Service Areas |
| - - - | ES Service Areas |
| — | Major Roads |



CLUSTER PLANNING ISSUES

Capital Project: Restroom renovations are planned for schools in this cluster that were constructed or modernized before 1985 and do not have planning or construction funds approved in the FY 2005–2010 CIP. Schools that are receiving an addition project will have the improvements completed at the same time. Please see Appendix W for the list of schools that are approved to receive restroom renovations.

SCHOOLS

Thomas W. Pyle Middle School

Utilization: Projections indicate that enrollment at Thomas W. Pyle Middle School will exceed capacity throughout the six-year CIP period. A nine-classroom addition is needed to accommodate the enrollment. Relocatable classrooms will continue to be utilized until an addition is constructed.

Capital Project: Planning funds were approved in the FY 2001–2006 CIP for the addition. Additional planning funds are approved in FY 2006 to complete the design of the addition scheduled for completion in August 2008. In order for this addition to be completed on schedule, two critical funding sources must be provided. First, the County Council must provide local funding at the levels approved in the FY 2005–2010 CIP, and second, the State of Maryland must provide state funding at the levels projected by the County Council for the FY 2005–2010 CIP.

Burning Tree Elementary School

Capital Project: FY 2006 planning funds are approved for a gymnasium. The scheduled completion date for this gymnasium is August 2007. In order for this gymnasium to be completed on schedule, the County Council must provide local funding at the levels approved in the FY 2005–2010 CIP.

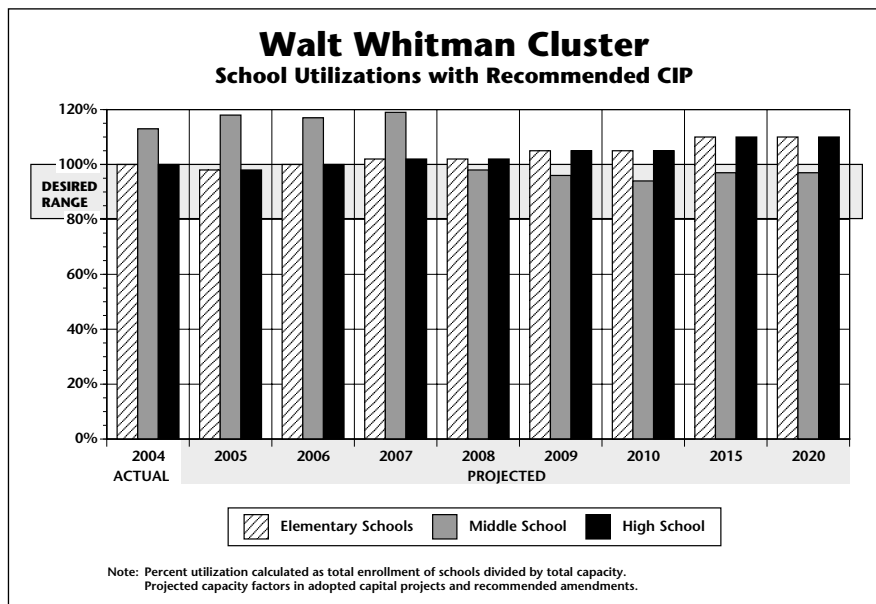
Carderock Springs Elementary School

Capital Project: A modernization project is approved for this school with a completion date of August 2010. In order for the latest code information, program requirements, and enrollment projections to be included in feasibility studies and architectural designs for future modernization projects, planning expenditures are programmed in close proximity to the approved construction schedule for those projects. FY 2007 planning funds are approved to begin the architectural design of the modernization. In order for this modernization to be completed on schedule, two critical funding sources must remain as programmed. First, the County Council must provide local funding at the levels approved in the FY 2005–2010 CIP, and second the State of Maryland must provide state funding at levels projected by the County Council for the FY 2005–2010 CIP.

Capital Project: FY 2007 planning funds are approved for a gymnasium to be constructed as part of the modernization project. The scheduled completion date for this gymnasium is August 2006. In order for this gymnasium to be completed on schedule, the County Council must provide local funding at the levels approved in the FY 2005–2010 CIP.

CAPITAL PROJECTS

School	Project	Status	Date of Completion
Thomas W. Pyle MS	9-classroom addition	Approved	Aug. 2008
Burning Tree ES	Gymnasium	Approved	Aug. 2007
Carderock Springs ES	Modernization	Approved	Aug. 2010
	Gymnasium	Approved	Aug. 2010



WALT WHITMAN CLUSTER

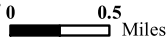
Projected Enrollment and Space Availability

Effects of the Recommended Amendments to the FY 2005–2010 CIP and Non–CIP Actions on Space Available

Schools		Actual 04–05	Projections							
			05–06	06–07	07–08	08–09	09–10	10–11	2015	2020
Walt Whitman HS	Program Capacity	1,913	1,913	1,913	1,913	1,913	1,913	1,913	1,913	1,913
	Enrollment	1,908	1,877	1,917	1,945	1,949	2,003	2,001	2,100	2,100
	Available Space	5	36	(4)	(32)	(36)	(90)	(88)	(187)	(187)
	Comments									
Thomas W. Pyle MS	Program Capacity	1,138	1,138	1,138	1,138	1,341	1,341	1,341	1,341	1,341
	Enrollment	1,290	1,344	1,330	1,353	1,319	1,291	1,267	1,300	1,300
	Available Space	(152)	(206)	(192)	(214)	22	50	74	41	41
	Comments		Planning for Addition			+9 Rooms				
Bannockburn ES	Program Capacity	395	370	370	370	370	370	370		
	Enrollment	372	358	341	338	340	349	354		
	Available Space	23	12	29	32	30	21	16		
	Comments		+FDK							
Bradley Hills ES	Program Capacity	413	413	366	366	366	366	366		
	Enrollment	391	393	387	382	392	395	394		
	Available Space	22	20	(21)	(16)	(26)	(29)	(28)		
	Comments	-1 LAD		+FDK						
Burning Tree ES	Program Capacity	456	456	456	456	456	456	456		
	Enrollment	545	545	542	539	539	534	532		
	Available Space	(89)	(89)	(86)	(83)	(83)	(78)	(76)		
	Comments	+FDK			+Gym					
Carderock Springs ES	Program Capacity	319	319	319	294	294	394	394		
	Enrollment	329	319	313	310	326	323	327		
	Available Space	(10)	0	6	(16)	(32)	71	67		
	Comments			Planning for Mod.	+FDK	@ Radnor Jan. 09	Mod. Complete Aug. 2010			
Wood Acres ES	Program Capacity	639	627	627	577	577	577	577		
	Enrollment	622	635	647	624	629	641	631		
	Available Space	17	(8)	(20)	(47)	(52)	(64)	(54)		
	Comments		+1 LAD		+FDK					
Cluster Information	HS Utilization	100%	98%	100%	102%	102%	105%	105%	110%	110%
	HS Enrollment	1,908	1,877	1,917	1,945	1,949	2,003	2,001	2,100	2,100
	MS Utilization	113%	118%	117%	119%	98%	96%	94%	97%	97%
	MS Enrollment	1,290	1,344	1,330	1,353	1,319	1,291	1,267	1,300	1,300
	ES Enrollment	2,259	2,250	2,230	2,193	2,226	2,242	2,238	2,300	2,300

Thomas S. Wootton Cluster

Montgomery County Public Schools
850 Hungerford Drive



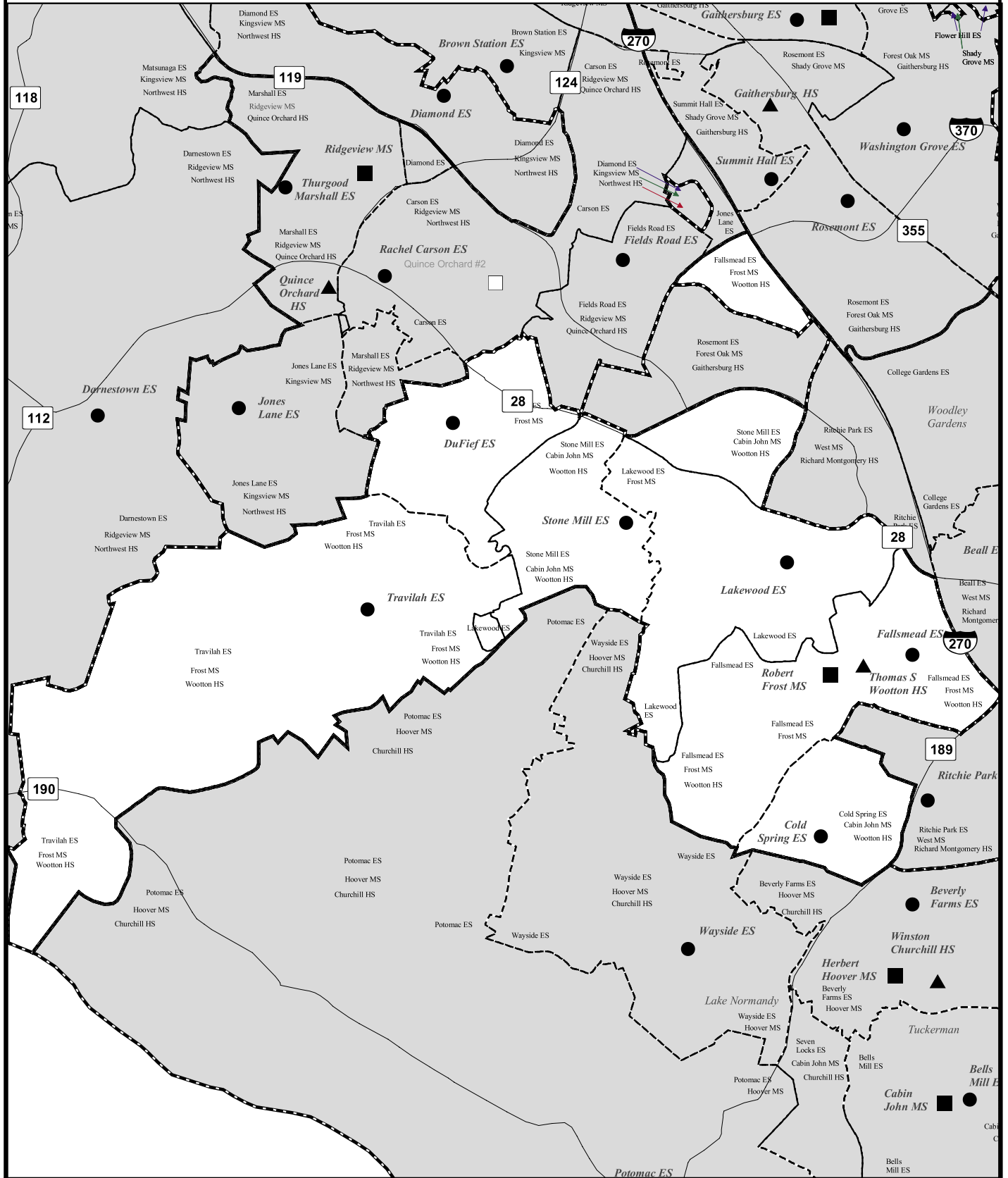
- | | | | |
|--------|-----|---------|-------------------|
| Closed | New | Current | Grades K-2 |
| ⊙ | ○ | ◐ | Grades 3-6 or 3-5 |
| ⊗ | ◌ | ◑ | Grades K-5 |
| ⊠ | ◻ | ◒ | Middle Schools |
| ⊡ | ◼ | ◓ | High Schools |

- Cluster Service Areas
- - - ES Service Areas
- Major Roads

Vicinity Map



Map Compiled by MCPS Department of Planning and Capital Programming Sep 27, 2004
Map base provided by Montgomery County DTS Geographic Information System Division



CLUSTER PLANNING ISSUES

Capital Project: Restroom renovations are planned for schools in this cluster that were constructed or modernized before 1985 and do not have planning or construction funds approved in the FY 2005–2010 CIP. Schools that are receiving an addition project will have the improvements completed at the same time. Please see Appendix W for the list of schools that are approved to receive restroom renovations.

Planning Issue: As a result of enrollment growth in the county, many high schools are stretched beyond their capacities and have enrollments that exceed 2,000 students. Projected enrollment growth will only exacerbate this problem. Many high schools, especially in the central part of the county, do not have adequate site sizes or core facilities to accommodate the projected enrollment. A new high school will be needed in the next ten years to relieve overcrowding in some high schools and to bring the student enrollment at these schools below the school capacity. A site selection committee will be formed to explore sites for a new high school.

SCHOOLS

Cabin John Middle School

Capital Project: The modernization project for this school is scheduled for completion in August 2011. In order for the latest code information, program requirements, and enrollment projections to be included in feasibility studies and architectural designs for modernization projects, planning for projects should occur in close proximity to the approved construction schedule for those projects. FY 2007 facility planning funds are for a facility planning study to determine the scope and cost of the modernization. In order for this modernization to be completed on schedule, two critical funding sources must remain as programmed. First, the County Council must provide local funding at the levels approved in the FY 2005–2010 CIP, and second the State of Maryland must provide state funding at levels projected by the County Council for the FY 2005–2010.

Cold Spring Elementary School

Capital Project: FY 2009 planning funds are approved for a gymnasium. The scheduled completion date for this gymnasium is August 2010. In order for this gymnasium to be completed on schedule, the County Council must provide local funding at the levels approved in the FY 2005–2010 CIP.

Fallsmead Elementary School

Utilization: Projections indicate that enrollment at Fallsmead Elementary School will exceed capacity throughout the six-year CIP period. Relocatable classrooms will continue to be utilized until an addition is constructed.

Capital Project: FY 2005 facility planning funds are approved for a facility planning study to determine the scope, feasibility, and cost of a classroom addition. A date for the addition will be considered as part of the FY 2007–2012 CIP.

Travilah Elementary School

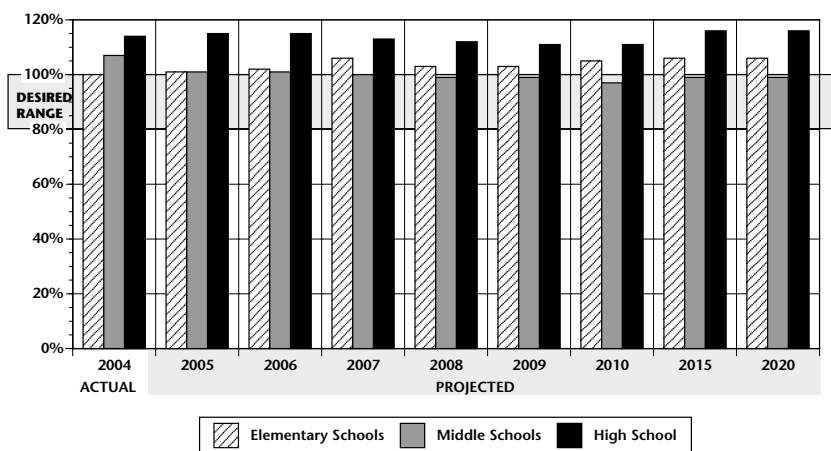
Utilization: Enrollment at Travilah Elementary School is projected to exceed capacity throughout the six-year CIP planning period. Continue to use relocatable classrooms until an addition is constructed.

Capital Project: Planning funds were approved in the FY 2001–2006 CIP for the addition. Additional planning funds are approved in FY 2007 and construction funds are approved for FY 2008 to complete the addition for August 2008. In order for this addition to be completed on schedule, two critical funding sources must be provided. First, the County Council must provide local funding at the levels approved in the FY 2005–2010 CIP, and second, the State of Maryland must provide state funding at the levels projected by the County Council for the FY 2005–2010 CIP.

CAPITAL PROJECTS

School	Project	Status	Date of Completion
Cabin John MS	Modernization	Approved	Aug. 2011
Cold Spring ES	Gymnasium	Approved	Aug. 2010
Fallsmead ES	Classroom addition	Proposed	TBD
Travilah ES	6-Classroom addition	Approved	Aug. 2008

**Thomas S. Wootton Cluster
School Utilizations with Recommended CIP**



Note: Percent utilization calculated as total enrollment of schools divided by total capacity. Projected capacity factors in adopted capital projects and recommended amendments.

THOMAS S. WOOTTON CLUSTER

Projected Enrollment and Space Availability

Effects of the Recommended Amendments to the FY 2005–2010 CIP and Non-CIP Actions on Space Available

Schools		Actual 04–05	Projections								
			05–06	06–07	07–08	08–09	09–10	10–11	2015	2020	
Thomas S. Wootton HS	Program Capacity	2,067	2,067	2,067	2,067	2,067	2,067	2,067	2,067	2,067	2,067
	Enrollment	2,351	2,369	2,371	2,337	2,322	2,294	2,289	2,400	2,400	
	Available Space	(284)	(302)	(304)	(270)	(255)	(227)	(222)	(333)	(333)	
	Comments										
Cabin John MS	Program Capacity	930	930	930	930	930	930	930	930	930	
	Enrollment	992	961	945	914	903	954	929	950	950	
	Available Space	(62)	(31)	(15)	16	27		1	(20)	(20)	
	Comments			Facility Planning for Mod.			@ Tilden Facility				
Robert Frost MS	Program Capacity	1,134	1,134	1,134	1,134	1,134	1,134	1,134	1,134	1,134	
	Enrollment	1,208	1,131	1,140	1,148	1,130	1,087	1,064	1,100	1,100	
	Available Space	(74)	3	(6)	(14)	4	47	70	34	34	
	Comments										
Cold Spring ES	Program Capacity	439	439	439	414	414	414	414			
	Enrollment	433	442	446	460	453	449	463			
	Available Space	6	(3)	(7)	(46)	(39)	(35)	(49)			
	Comments				+FDK						
DuFief ES	Program Capacity	480	480	480	433	433	433	433			
	Enrollment	460	463	452	433	448	455	460			
	Available Space	20	17	28	0	(15)	(22)	(27)			
	Comments				+FDK						
Fallsmead ES	Program Capacity	451	451	404	404	404	404	404			
	Enrollment	535	524	519	522	526	518	529			
	Available Space	(84)	(73)	(115)	(118)	(122)	(114)	(125)			
	Comments	Facility Planning for Add.		+FDK							
Lakewood ES	Program Capacity	676	676	688	641	641	641	641			
	Enrollment	579	577	589	590	610	627	628			
	Available Space	97	99	99	51	31	14	13			
	Comments	-1 LAD		-1 LAD	+FDK						
Stone Mill ES	Program Capacity	760	710	710	710	710	710	710			
	Enrollment	681	661	658	653	661	667	677			
	Available Space	79	49	52	57	49	43	33			
	Comments	+1 PEP	+FDK								
Travilah ES	Program Capacity	366	366	366	366	516	516	516			
	Enrollment	477	473	476	492	498	510	512			
	Available Space	(111)	(107)	(110)	(126)	18	6	4			
	Comments	+FDK		Planning for Addition		+6 Rooms					
Cluster Information	HS Utilization	114%	115%	115%	113%	112%	111%	111%	116%	116%	
	HS Enrollment	2,351	2,369	2,371	2,337	2,322	2,294	2,289	2,400	2,400	
	MS Utilization	107%	101%	101%	100%	99%	99%	97%	99%	99%	
	MS Enrollment	2,200	2,092	2,085	2,062	2,033	2,041	1,993	2,050	2,050	
	ES Utilization	100%	101%	102%	106%	103%	103%	105%	106%	106%	
ES Enrollment	3,165	3,140	3,140	3,150	3,196	3,226	3,269	3,300	3,300		

THOMAS S. WOOTTON CLUSTER

Facility Characteristics of Schools 2004–2005

Schools	Year Opened	Year Ren./ Mod.	Total Square Feet	Site Size Acres	Park Adjacent	FACT Assess. Score	Child Care				Reloc. Class. 2004–05	Link. To Learn. Prgms.	Elem. Gym
							Joint Use	Shared Space	County Owned	Private Mod.			
Thomas S. Wootton HS	1970		295,620	27.5		1301					6		
Cabin John MS	1967		120,788	18.2		1422					2		
Robert Frost MS	1971		143,757	24.8		TBD							
Cold Spring ES	1972		46,296	12.4		TBD	Yes				1		
DuFief ES	1975		59,013	10		TBD	Yes				3		Yes
Fallsmead ES	1974		50,850	9	PK	TBD	Yes				3		Yes
Lakewood ES	1968	2002	77,526	13.1		1405				Yes			Yes
Stone Mill ES	1988		78,617	11.8			Yes	Yes	Yes				Yes
Travilah ES	1960	1992	50,588	9.3				Yes			7		Yes

Note: PK denotes that a park is adjacent to the school.

Other Educational Facilities

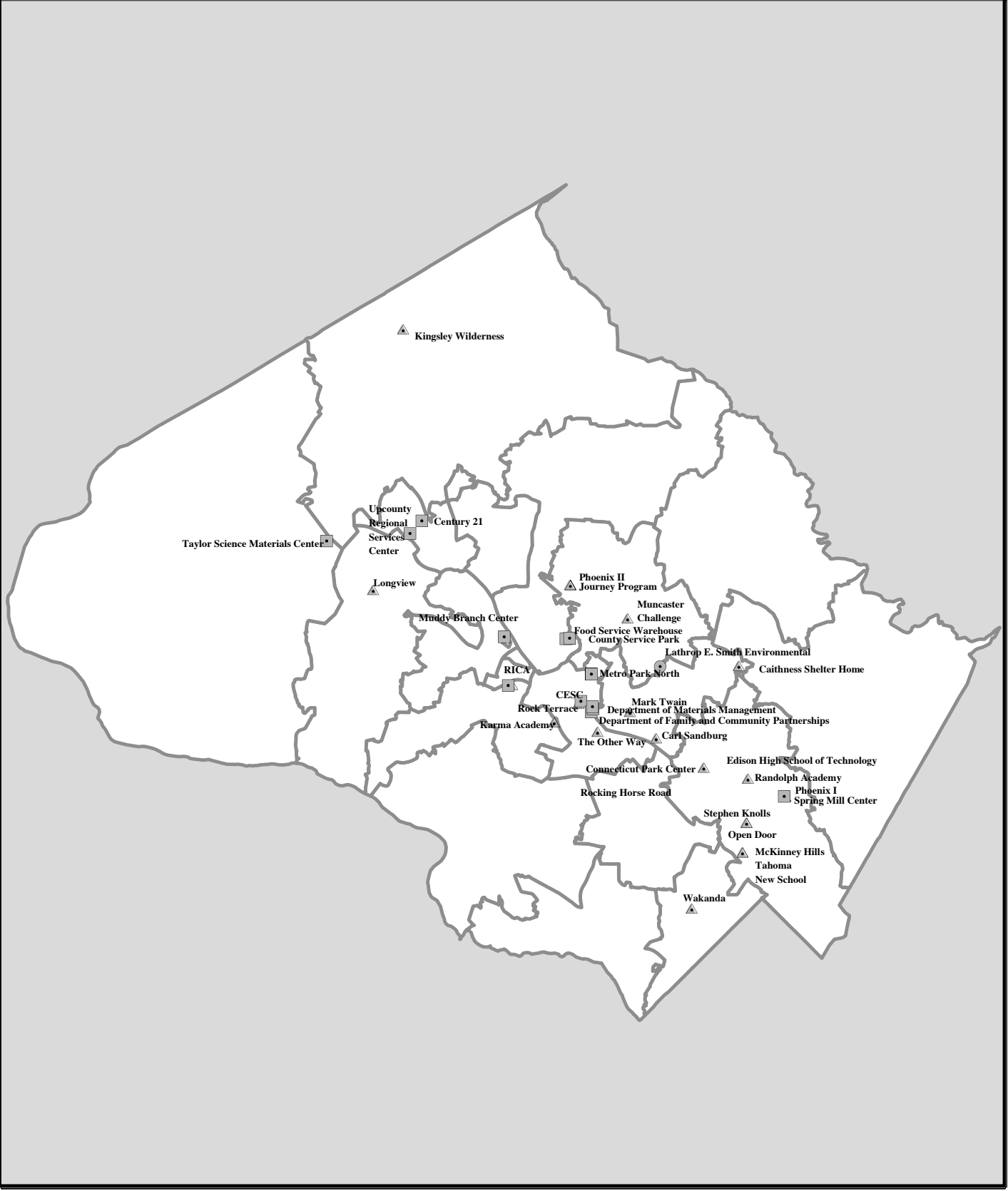

Montgomery County Public Schools
Rockville, Maryland

Map Compiled by MCPS Department of Planning and Capital Programming June 10, 2004
Map base provided by Montgomery County DIST Geographic Information System Team

Cluster Service Area

Vicinity Map

- Environmental Education Center
- Centers, Facilities and Offices
- ▲ Special Schools and Alternative Programs
- ⊕ Technical Career High School



SPECIAL EDUCATION CENTERS

Longview

Planning Issue: The Longview Center provides services to students ages 5–21 with severe to profound mental retardation and multiple disabilities. The Longview Center has been housed at a shared facility with Spark M. Matsunaga Elementary School since 2001. In the 2002–2003 school year, the Extensions Program for elementary and secondary students was developed at Longview for students with extremely challenging behaviors. The elementary Extensions Program was relocated to Cashell Elementary School for the 2004–2005 school year. The secondary Extensions Program will continue to be housed at the Longview Center for the 2004–2005 school year, and will be relocated to a comprehensive secondary school for the 2005–2006 school year.

Stephen Knolls

Planning Issue: The Stephen Knolls Special Education Program provides services for students ages 5–21 with severe to profound mental retardation and multiple disabilities. During summer 2004, Stephen Knolls underwent technology modernization. A combination of standard school software and special education assistive technology (SEAT) software was installed to meet the unique needs of the students at Stephen Knolls. With the completion of the Stephen Knolls facility improvements during the summer 2003, the preschool programs from the McKenney Hills Center were relocated to the Stephen Knolls facility in August 2003. Both programs will utilize the Stephen Knolls facility.

Mark Twain

In summer 2000, a program review was conducted of the Mark Twain Special Education Program, to establish long-term program needs. It was determined at that time that the Mark Twain Program would remain at its current location. On November 20, 2003, the Board of Education adopted a resolution to form a Feasibility Study Group to consider cost-efficient options for improving the Mark Twain Program and optimizing utilization of the Mark Twain facility. The Mark Twain Feasibility Study Group was convened in February 2004, and held five committee meetings and numerous subcommittee meetings between February and May 2004. The group studied program requirements and developed and evaluated program options and enhancements. The Study Group's report was submitted to the superintendent and the Board of Education in June 2004. The superintendent's recommendation concerning Mark Twain is contained in Supplement C to the CIP. Board of Education action on the superintendent's recommendation is scheduled to occur in November 2004.

Rock Terrace

Planning Issue: In summer 2000, a program review was conducted of the Rock Terrace Special Education program, to establish long-term program needs. It was determined that the Rock Terrace Program would remain at its current location. Rock Terrace underwent technology modernization in summer 2004. A combination of standard school software and special education assistive technology (SEAT) was installed to meet the unique needs of the students at Rock Terrace.

Carl Sandburg Learning Center

Capital Project: The modernization project for this school is approved for completion in January 2013. In order for the latest code information, program requirements, and enrollment projections to be included in the architectural designs for modernization projects, planning for projects should occur in close proximity to the approved construction schedule for those projects. FY 2009 planning funds are approved to begin the architectural design for the modernization. In order for this modernization to be completed on schedule, two critical funding sources must remain as programmed. First, the County Council must provide local funding at the levels approved in the FY 2005–2010 CIP, and second the State of Maryland must provide state funding at levels projected by the County Council for the FY 2005–2010. Carl Sandburg underwent technology modernization in summer 2004. A combination of standard school software and special education assistive technology (SEAT) was installed to meet the unique needs of the students at Carl Sandburg.

Regional Institute for Children and Adolescents (RICA)

RICA—Rockville is a joint service of MCPS and the Maryland State Department of Health and Mental Hygiene. RICA is a day and residential special education treatment facility. It provides highly structured instructional services in a safe and therapeutic environment that allow students to access the general education curriculum and prepares students to become productive members of a global society. The RICA facility is a state-owned facility and facility issues are the responsibility of the State of Maryland.

ALTERNATIVE PROGRAMS

Planning Issue: During the 2000–2001 school year, MCPS had 12 alternative program sites for adolescents who have not been successful in a regular school setting because of truancy, substance abuse, or classroom disruption. Approximately 600 full-time equivalent students are served over the course of the school year in long- and short-term educational programs. Some of the programs are delivered in residential units for students who have been placed in a home environment by the juvenile court system. The table at the end of this section lists for each program the location, year opened, agency

administering the program, grades served, and typical length of stay for students assigned to the programs.

A feasibility study was conducted to assess the facilities used for alternative programs in a series of phases. The first phase was to study the following four high school programs: Gateway, Journey, NEW School, and Tahoma. The study explored the potential to consolidate the four sites into two. The goal of the study was to evaluate program consolidations that could provide a large enough number of students at each site to afford a teaching complement for a total high school program. Each of the consolidated facilities would need to include regular classrooms, a science/technology room, seminar space, a counselor, an assistant principal's office, and a security office. The feasibility study identified that the four high school programs could be consolidated into two sites to be located at the McKenney Hills Center and the Emory Grove Center (former Longview Center). The two centers also house the two Phoenix programs. Since August 2003, the McKenney Hills Center, located in the southern portion of the county, houses the following programs:

- The NEW School
- Tahoma
- Phoenix I

Note: In August 2003, when these three programs merged to become the McKenney Hills Center alternative high school, the NEW school and Takoma school program titles were dropped; therefore, all students in these former programs are now being referred to as students of the McKenney Hills Center. Although Phoenix maintains their title, the number "I" has been dropped from the title.

The programs for the Emory Grove Center were moved for the 2001–2002 school year. The Emory Grove Center serves students living in the northern part of the county and consolidated the following programs:

- Phoenix II
- Journey (includes the former Gateway Program)

Note: Beginning September 2003, all students attending the Emory Grove Center are referred to as Emory Grove students, eliminating the title of the former program, Journey. Although Phoenix maintains their title, the number "II" has been dropped from the title.

The middle school alternative education programs are located in two centers. One center in the Spring Mill Center houses the former Glenmont Program. The second center is located at the Hadley Farm Drive Center. The Hadley Farm Drive Center formerly housed the Phoenix II program and suffered extensive damage from a fire in spring 2001. This facility has been rebuilt and now serves as an alternative middle school facility.

Alternative programs are delivered in Montgomery County Public Schools (MCPS) through a continuum of intervention services for at-risk students. Level 1 programs are intervention programs for at-risk students located within each secondary school. MCPS currently operates 12 secondary alternative school programs in other facilities for students who are

unsuccessful for a variety of reasons in their home schools. These programs are considered Level 2 and Level 3 in the continuum of intervention services for at-risk students. A brief description of each program follows.

Level 1 Programs

The level one (1) program is a prerequisite for application to the Department of Alternative Programs (DAP). All secondary schools are required to establish a Level 1 program as an intervention strategy for providing at-risk students with an opportunity to make improvements in their academic program and/or improve their behavior. Program design varies from school to school.

Level 2 High School Alternative Programs

Application to a Level 2 or 3 program must include documentation of the student's participation in the Level 1 program. The following programs are operated solely by Montgomery County Public Schools for high school students who are not achieving at their potential for a wide variety of reasons, usually including behavior and/or attendance problems. Students are referred by the pupil personnel worker through the home school Educational Management Team. Each site provides academic instruction in coursework for credits toward a high school diploma. In addition, a behavioral/social skills component addresses social skills necessary to return to home school and succeed.

McKenney Hills Center

This program serves 60 students Grades 9–12. MCPS staff includes 7 teachers and 4 paraeducators. A Phoenix program also is located in the McKenney Hills Center.

Emory Grove Center

This program serves 60 students Grades 9–12. MCPS staff includes 7 teachers and 4 paraeducators. A Phoenix program also is located in the Emory Grove Center.

Level 2 High School Recovery Programs Phoenix Recovery Program at the McKenney Hills and at Emory Grove Centers

Phoenix is a structured program for 50 students, Grades 9–12, with substance abuse problems that interfere with school attendance, performance, and behaviors. Students are referred by the pupil personnel worker through the home school Educational Management Team. MCPS provides 7 teachers and 2 paraeducators to serve 55 students at each site. The program includes academic instruction in courses for credit toward a high school diploma. A drug-free environment is maintained through weekly urinalysis and group counseling on recovery. In addition, high adventure activities and a community service component foster self-esteem and team-building in drug-free activities.

Kingsley Wilderness Project School-to-Work Program

This program is a highly structured work-study program for 27 students, Grades 9–12, who are seriously disruptive or chronically truant. Students are referred by the pupil personnel worker through the home school Educational Management

Team. MCPS provides 3 teachers and 4 paraeducators who deliver an individualized academic program leading to credits toward a high school diploma. In addition, they supervise a work/ecology component, which includes jobs such as park construction or stream and pond improvement.

Level 2 Middle School Alternative Programs

The following programs are operated solely by MCPS for middle school students who are not achieving at their potential for a wide variety of reasons, usually including behavior and/or attendance problems. Students are referred by the pupil personnel worker through the home school Educational Management Team. Each site provides academic instruction in courses leading to completion of grade level objectives and promotion. In addition, a behavioral/social skills component gives students the skills necessary to return to their home schools and succeed.

Spring Mill Center (Former Glenmont Program)

This program serves 30 students Grades 6–8. MCPS staff includes 3 teachers and 2 paraeducators. Glenmont serves students attending schools in the downcounty area.

Hadley Farm Drive Center

This program serves 30 students Grades 6–8. MCPS staff includes 3 teachers and 2 paraeducators. Hadley Farm Drive Center serves students attending schools the upcounty area.

45-day Alternative Program

The 45-day Alternative Program is for students with disabilities who commit drug and/or weapon offenses. If a special education student is suspended for a drug/weapons offense, the principal may request placement through the special education supervisor in addition to following the usual disciplinary process. The student may be placed for up to 45 calendar days. Currently, students spend 3 hours per day in the program, and there are morning and afternoon sessions. One session serves high school students with the other session for middle school students. Students work on their assignments from the home school.

Level 3 Programs

Fleet Street Program

This program serves 30 highly disruptive students, Grades 6–8. Students are referred by the Chief Operating Officer's office in lieu of expulsion. The program provides academic instruction in courses leading to completion of grade level objectives and promotion. In addition, a behavioral/social skills component gives students the skills necessary to return to their home schools and succeed.

Randolph Academy

This program serves 50 highly disruptive students, Grades 9–12, to provide an individualized academic program in courses for credit toward a high school diploma. Students are referred by the Chief Operating Officer's office in lieu of expulsion. Special education students who have been expelled are also placed here. Distance learning is utilized. In addition, the 45-day interim alternative educational setting for students, Grades 6–12, is overseen by the Randolph Academy site coordinator but located in the Mark Twain building.

Interagency Programs (Residential Component)

These programs are cooperative efforts with other community agencies where MCPS provides the academic portion of larger set of services to students.

Karma Academy

Karma Academy is a therapeutic group home for 13 males, Grades 9–12, who have behavioral and conduct problems and have been placed in a residential setting by Department of Juvenile Justice or Department of Social Services. The private, non-profit residential agency is Karma House, Inc. MCPS provides 1.5 teachers and two part-time professionals who hold classes in the residential setting. Students receive instruction in courses for credit toward a high school diploma.

Caithness Shelter Home

Caithness Shelter Home is a 30–90 day shelter placement for 7 males and 7 females, Grades 6–12, who have been temporarily placed by the Department of Juvenile Justice because of conflicts in the home or community or placed by the Department of Social Services because of abuse/neglect issues. The private, non-profit residential agency is Hearts and Homes for Youth, Inc. MCPS provides 1.5 teachers and 1 paraeducator who hold classes in the residential setting. Students receive instruction and work toward credit at their home schools.

Open Door

Open Door is a 30–90 day shelter for students, Grades 6–12, temporarily placed by Department of Juvenile Justice because of conflicts in the home or community or placed by the Department of Social Services because of abuse/neglect issues. The private, non-profit residential agency is Hearts and Homes for Youth, Inc. MCPS provides a .7 teacher who holds classes in a school setting, (Spring Mill Center building), where students receive instruction and work toward credit at their home schools.

CAREER TECHNOLOGY PROGRAMS

Career technology programs prepare students for lifelong learning and earning. In Montgomery County Public Schools, these programs are delivered through academies at high schools and at Thomas Edison High School of Technology. There are currently eleven academies offered at the high schools throughout the county. These academies include:

- Engineering and Manufacturing
- Construction and Development
- Biosciences and Medicine
- Arts and Communications
- Business and Finance
- Law and Government
- Consumer Services
- Education and Training
- Information Technology
- Environmental Resources
- Transportation and Distribution

Not all programs are located all high schools; however, MCPS is developing a “hub” model to provide programs within a geographic area of the county so that they are more accessible to students. The Thomas Edison High School of Technology is dedicated to offering students from all high schools career technology programs. Students attend Thomas Edison High School of Technology for half a day and spend the other half of the school day at their home school. The school offers 19 career development programs, many that are only available at Thomas Edison High School of Technology.

Capital Project: As part of the FY 2005–2010 CIP, FY 2005 facility planning funds were approved to conduct a facility planning study for a construction trades program in the upcounty area. The facility planning study will identify an appropriate site, and determine the scope and cost for the program. The two high schools under consideration for the program are Clarksburg Area and Gaithersburg high schools.

CAPITAL PROJECTS

School	Project	Status	Date of Completion
Carl Sandburg	Modernization	Approved	Jan. 2013
	Construction		
	Trades Program Addition	Proposed	TBD

OTHER EDUCATIONAL FACILITIES

Projected Enrollment and Space Availability

Effects of the Recommended Amendments to the FY 2005–2010 CIP and Non-CIP Actions on Space Available

Schools		Actual 04–05	Projections						2015	2020
			05–06	06–07	07–08	08–09	09–10	10–11		
Stephen Knolls SP	Program Capacity	187	187	187	187	187	187	187		
	Enrollment	106	163	163	163	163	163	163		
	Available Space	81	24	24	24	24	24	24		
	Comments									
Longview SP	Program Capacity	48	48	48	48	48	48	48		
	Enrollment	55	50	50	50	50	50	50		
	Available Space	(7)	(2)	(2)	(2)	(2)	(2)	(2)		
	Comments									
Rock Terrace SP	Program Capacity	160	160	160	160	160	160	160		
	Enrollment	101	115	115	115	115	115	115		
	Available Space	59	45	45	45	45	45	45		
	Comments									
RICA SP	Program Capacity	190	190	190	190	190	190	190		
	Enrollment	140	155	155	155	155	155	155		
	Available Space	50	35	35	35	35	35	35		
	Comments									
Mark Twain SP	Program Capacity	330	330	330	330	330	330	330		
	Enrollment	121	150	150	150	150	150	150		
	Available Space	209	180	180	180	180	180	180		
	Comments									
Carl Sandburg SP	Program Capacity	120	120	120	120	120	120	120		
	Enrollment	103	116	122	122	122	122	122		
	Available Space	17	4	(2)	(2)	(2)	(2)	(2)		
	Comments						Planning for Mod.			

OTHER EDUCATIONAL FACILITIES

Alternative Centers for FY 2005

Programs	Location	Year Established	Agency	Grades	Program Enrollment	Length of Stay
<i>Level 2 Recovery</i>						
Phoenix at McKenney Hills	McKenney Hills Center	1979	MCPS	9–12	25	2–3 semesters
Phoenix at Emory Grove	Emory Grove Center	1979	MCPS	9–12	30	2–3 semesters
<i>Level 2 School-to-Work</i>						
Kingsley Wilderness	22870 Whelen Lane, Boyds	1978	MCPS	9–12	27	2–3 semesters
<i>Level 2 Alternative</i>						
Glenmont MS	Lynnbrook Center	1997	MCPS	6–8	30	2–3 semesters
Hadley Farms MS	7401 Hadley Farms Drive	2002	MCPS	6–8	30	2–3 semesters
Emory Grove HS	Emory Grove Center	1983	MCPS	9–12	60	2–3 semesters
McKenney Hills HS	McKenney Hills Center	1973	MCPS	9–12	60	2–3 semesters
<i>Level 3 Alternative</i>						
Randolph Academy	Spring Mill Center	1999	MCPS	9–12	50	1–2 semesters
Fleet Street MS	401 Fleet Street, Rockville	2003	MC Government	6–8	30	1–2 semesters
<i>Interagency—Residential</i>						
Karma Academy	175 Watts Branch Parkway	1972	Private, non-profit	9–12	13	10–18 months
Caithness	2710 Norbeck Road	1974	Private, non-profit	7–12	14	30–90 days
Open Door	Spring Mill Center	1987	MCPS	6–12	6	15–30 days