



Welcome to Back to School Night!

Thursday, August 22, 2024

College Gardens
Elementary School



@cgesgators



Mrs. Barrett

Kindergarten Teacher

Wendolyn_A_Barrett@mcpsmd.org

I am beginning my 20th year teaching in MCPS. This is my 15th year at CGES and 15th year teaching kindergarten. I have also taught 1st grade and 2nd grade.

I attended the University of Maryland and earned a BS in Early Childhood Education. I was born in Massachusetts and have lived in every New England state except Vermont.

I have two daughters. Taylor is 26 and Olivia is 23. Both of my daughters (and husband!) are products of the MCPS system. I am a huge Patriots and Redsox fan. I enjoy reading, organizing, hearing live music, movies, and going to the beach.

hello!

shalom!

hola!

salut!

welkom!

namaste!

bienvenidos!

ciao!

Ms. Dias

“Jee-ahs”

Kindergarten Teacher

This is my 5th year teaching at CGES and 10th year overall in education. I have taught kindergarten and 2nd grade.

I attended Towson University and earned a Bachelor of Science degree in Early Childhood Education.

I was born and raised in Brazil. My birth city is called “Rondon do Pará” located in the state of Pará. I love to travel, read, listen to music, and spend time with friends & family.





Mrs. Tubiolo

Early Childhood Education

Nidia_A_Tubiolo@mcpsmd.org

I have been teaching Kindergarten for 15 years in the county, and this is my 14th year at CGES.

I attended UMBC with a degree in Modern Languages and an Early Childhood Education Certification. I also attended GMU and received a masters degree in Curriculum and Instruction, and an IB certificate in teaching and learning.

I was born and raised in Bogota, Colombia. I have been in the USA for 30 years. I have two children: David a 9th grader, and Jacob a 7th grader at Wood MS! I speak Spanish, love to cook, read and go for hikes too! And as a good latina I love to dance!

The CGES Core Team

Principal

Ms. Sanya

Yvonne_Sanya@mcpsmd.org

Assistant Principal

Mr. Ryan

Thomas_N_Ryan@mcpsmd.org

Staff Development

Mrs. O'Brien

Marjorie_F_Obrien@mcpsmd.org

Counselor

Ms. Labeda

Stephanie_M_Labeda@mcpsmd.org

Reading Specialist

Mrs. Tobin

Nathalia_Tobin@mcpsmd.org

IB PYP Coordinator

Mr. Dushel

Michael_L_Dushel@mcpsmd.org

Office Staff

Mrs. Armi

Ms. Sewell

Health Room

Mrs. April Medellin
(Nurse)

Ms. Douglas
(health tech)

Introducing.....Our Amazing Support Team!!

We definitely could not make it without this group of superheroes!

Paraeducators-

TBD

ESOL

Ms. Kitsoulis

Speech and

Language

Mrs. Leif

Special Education

Ms. Bennett

Vision

As an International Baccalaureate Primary Years Programme World School we will provide an engaging and open-minded learning community where all members collaborate respectfully to challenge and motivate one another within a safe and nurturing environment.

Mission

We develop and support a successful and inclusive environment where all students actively participate in and assume ownership of their learning. As a unified staff and community, we create a rigorous instructional program, which promotes globally minded, creative, confident, and reflective lifelong learners.

The ten attributes of the IB Learner Profile characterize individuals with an international perspective and define the type of learner we hope to develop.



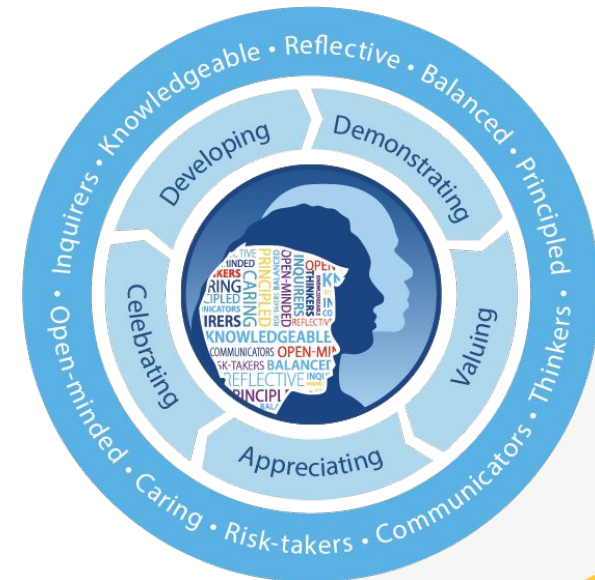
BeIB



Students may receive 'Be IB' stickers throughout the school day.

1 sticker = 1 ticket to be used at our Gator Store

In order to receive a sticker, students must be showing a great example of one of our PYP Learner Profile Attributes.



Assessment in the PYP

- Assessment is an ongoing process of gathering, analysing, reflecting and acting on evidence of student learning to inform teaching.
- Assessment involves teachers and students collaborating to monitor, document, measure, report and adjust learning.



▶ MCPS Grading System

Department of Curriculum and Districtwide Programs Elementary Integrated Curriculum Team

Scoring Guide for Assignments

Grades K-1

The following descriptors are considerations that can be used to provide guidance on scoring an assignment.

Grade	Descriptor
P	<ul style="list-style-type: none">● Evidence shows complete understanding and use of grade-level concepts.● Errors do not impact understanding.
I	<ul style="list-style-type: none">● Evidence shows incomplete understanding and use of grade-level concepts● Errors impact understanding.
N	<ul style="list-style-type: none">● Evidence shows minimal understanding and use of grade-level concepts● Critical errors impact understanding.

▶ Reading Targets

- Teachers will use **ON**, **ABOVE**, or **BELOW** to indicate student's reading level, however, it is not appropriate to mark kindergarten students below grade level for the first 2 marking periods

Reading Level	Description
Above (ABV)	Your child reads and comprehends text within and above the grade level band and receives instruction and enrichment with text above the grade level band during small group instruction.
On (ON)	Your child reads and comprehends text within the grade level band and receives small group instruction to provide support, instruction, and enrichment with text as needed within the grade-level band.
Below (BLW)	Your child needs significant support to read and comprehend text within the grade level band and receives targeted support with text below the grade-level band during their small group instruction.



Montgomery County Public Schools

español | 中文 | français | Việt Nam | 한국어

Search site... SEARCH

Home Schools Parents & Students Board of Education Superintendent Staff Careers News About Us

español | 中文 | français | Việt Nam | 한국어 | English

Grading & Reporting → Report Cards

Report Cards for Elementary Schools

Learn about standards-based report cards

Curriculum 2.0 Standards-based report cards give parents more information about what, and how, students are learning. Watch the video for an overview of the updates, and what they mean for you and your child.

How do I read the updated report cards?

"How Do I Read My Child's Progress Report Card?" guides are now available for kindergarten through 5th grade. Look for them below, next to the downloadable (.pdf) sample of each report card.



Understanding End of Year Reading Benchmarks: [A](#)

Interims Distribution

MP1 - 10/4/24
MP2 - 12/13/25
MP3 - 3/7/25
MP4 - 5/16/25

Report Cards in Synergy

MP1 - 11/13/24
MP2 - 2/4/25
MP3 - 4/4/25
MP4 - 6/24/25

Want to know more about the report card?

Visit the MCPS Report Card Website

Required Testing Fall

September/October

- **DIBELS (Dynamic Indicators of Basic Early Literacy Skills) K-2**
- **MAP-P (Measures of Academic Progress - Primary) K-2**
- **EUREKA assessments throughout the school year.**
- **CKLA assessments related to reading & writing**

DIBELS and MAP-P assessments will occur again in the winter and spring.

Math Goals

How can YOU help your child be successful in math?

- **Practice rote counting to 100**
- **Practice counting to 31 with 1 to 1 correspondence**
- **Practice writing numbers to 20**
- **Practice identifying numbers to 20**
- **Practice identifying shapes and colors**
- **Practice positional words**

Amplify

Core Knowledge
Language Arts

CKLA

How it Works

CKLA is built on the science of how kids learn to read.



SKILLS

KNOWLEDGE


SKILLED
READING

English Language Arts (ELA) Goals

How can YOU help your child be successful in English Language Arts (ELA)?

- **Practice writing first and last name**
- **Identify upper and lower case letters**
- **Read with your child for 20 minutes every night**
- **Practice writing a sentence ending with a punctuation mark (. ? !)**

Fall Conferences



Monday, November 25
Tuesday, November 26



Parent Teacher Association

Let's take a look
at our **CGES PTA**
website

[MCPS website](#)



Subscribe to PTA Weekly News Flash

The PTA News Flash is a key weekly communication update for parents to stay informed about CGES news and events.

* Email

First Name

Last Name

PTA Updates

We currently have 2 co-acting PTA Presidents:

Mrs. Ying Goh and Ms. Stephanie Gordon

Join the PTA!



Stay Informed

Weekly News Flash

This is a wonderful way to stay informed about what is happening at College Gardens. Sign up on the PTA website.

<https://www.myvlink.org/cgespta/>

Is your ParentVUE account activated?

For more information visit:



Prefer an app?

ParentVue is available for both Apple and Android. Your account must be activated on the web before joining an app.

MCPS DIGITAL BACKPACK

A 21st century digital learning environment specifically designed to meet the needs of staff, students, and parents of MCPS!

NEWS & ANNOUNCEMENTS

Parent Letters

All MCPS Parents/guardians will receive a myMCPS Parent Portal activation letter via email or mail. Families of students who enroll in MCPS after this initial mailing will receive an activation letter within 1 week of the student's enrollment date. Email communication and letters are available in the following languages: Email: Español | 中文 | français | tiếng Việt | 한국어 | ཨ་ཕྱི་ལྗོངས་ Letter: Español | 中文 | français | tiếng Việt | 한국어 | ཨ་ཕྱི་ལྗོངས་

myMCPS Classroom

From teaching and learning to community outreach to professional development, myMCPS Classroom is the next generation digital learning environment for staff and students!

**Parents/Guardians can access myMCPS Classroom via ParentVUE.*

[LOGIN TO MYMCPS CLASSROOM](#)

ParentVUE


This school year, Synergy ParentVUE will replace the Parent Portal as the primary home-to-school communication vehicle for schools to share information regarding grades, attendance, scheduling, log into myMCPS Classroom, and more.

[LOGIN INTO PARENTVUE](#)

Apple App



Android App



Arrival Procedures

Start time

9:25 A.M. is when students should be seated and ready to learn

Our doors open at 9:15 A.M., please ensure you arrive in time for your child to successfully unpack to start learning on time.

Breakfast

Students may pick up breakfast at the cafeteria when they arrive and eat it in their classroom.

Arrival Procedures

Kiss & Ride

Open 9:15 - 9:25 A.M. The entrance to our lot closes promptly at 9:25

If you arrive at or after 9:25, you must park and walk your child into the office to sign them in for a late pass. Please plan accordingly. Remember that it is only a right turn into our lot and right turn out. Do not stop on Yale Place between our lot and bus loop entrance to let your child exit the car.

Walking to School

We encourage students to walk to school

We ask that if parents walk their child to school and pass our side parking lot that they say goodbye and give hugs to their child at the parking lot crosswalk to help us keep traffic flowing and limit the number of times we stop traffic moving in and out of our lot.

Arrival Procedures



Only buses should enter the bus loop.

K-5 Bus riders and walkers should enter using the main entrance.

Kiss & Ride Service.

Tubiolo

Dias &

Barrett

Kinder walkers and car riders exit from their exterior doors.

Yale Pl

Dismissal Procedures

End time

3:50 P.M. is the end of our instructional school day

Independent walkers will exit out of our classroom exit doors. Families will meet students at their respective classroom doors.

- **Barrett and Dias DOOR 10**
- **Tubiolo, DOOR 9**
- **If you have not picked up your child by 3:55 P.M., they will be taken to the main office to call home and wait for you there.**

End of Day Calls to Office

Changes to the normal dismissal procedures please notify our attendance secretary Ms. Sewell at 240-740-0150 or Shirleeta_E_Sewell@mcpsmd.org as soon as possible.

School Meals

Breakfast and Lunch

Students may purchase breakfast in the morning and eat it in their classrooms. The cost of breakfast is \$1.30.

Students will order lunch daily with their homeroom teacher. Lunch purchased from the school is \$2.55. Lunch is held in the All Purpose Room (APR). Students may order a hot lunch or bring a lunch from home.

If bringing a lunch from home, please pack your child's lunchbox with non-glass containers.

Menus

View the menu online at:



Online School Payments

All school payments may be made online using our new online tool: SchoolCash.

During the year, field trips may also be paid online. We appreciate donations to sponsor additional students.

The screenshot shows the SchoolCash Online website. At the top, there is a blue navigation bar with the text "SchoolCash Online" and "SIGN IN | ITEMS |". Below this is a header for "MONTGOMERY COUNTY PUBLIC SCHOOLS" with the tagline "Expanding Opportunity and Unleashing Potential". The main content area features a promotional banner for "Paying for school items just got easier!" with a "Sign up to get started today." call to action. Below the banner are two buttons: "Register" and "Sign In". To the right of the banner is an image of a school backpack. Below the banner, there are three columns of text. The first column is titled "Best In Class Security Gives You The Best Protection" and includes logos for "CSAE 3416 Certified", "PCI Compliant", and "SSAE 16 Certified". The second column is titled "About KEY Group:" and describes the company's history and services. The third column is titled "How Does This Work?" and explains the 4-step payment process. At the bottom of the page, there is a "Language" dropdown menu, a "Protected by 256-bit encryption" badge, and a QR code.



Typical Day in Kindergarten

Our typical learning day is transdisciplinary. During the day, we allow for student inquiry in ALL subject areas (math, reading, writing, social studies, science, etc) based on our PYP units of inquiry.

Students have lunch and recess every day.

Units of Inquiry



Who We Are - Personal decisions impact me and others.

How We Express Ourselves - Stories are passed down to preserve culture.

Sharing the Planet - Survival is dependent on essential needs.

How the World Works - Proper nutrition provides a better life.

Where We Are in Place and Time - Self-motivated learners build confidence to try new things.

How We Organize Ourselves - Systems help make communities inclusive.

First Week of School: CGES Kindergarten Switcheroo

How it Works:

- First day of school students will stay with their homeroom teacher.**
- On Tuesday, Wednesday, and Thursday students will spend time in different kindergarten classrooms.**
- Permanent classes will be made on Thursday, August 29th after school.**
- An email will be sent home Thursday evening letting you know who your child's teacher will be for the remainder of the school year.**
- Children will report to their permanent teacher classroom on Friday, August 30th.**
- Schedules and class specific information will come home once classes are assigned.**

Specials in Kindergarten

Students engage in the following subjects weekly:

- **Art, Music, P.E., and Media - once a week for 45 minutes**
- **Chinese - once a week for 30 minutes**

VOLUNTEERS




Interested in becoming a CGES Volunteer?

There are some important information and steps you need to be aware of. Please check MCPS website to guide you to this process. The sooner you start it the faster you can volunteer at our school.

Please use this link to find information about Volunteer Online Training / Reporting Child and Abuse Neglect. This training is valid for 3 years.

If you have questions please contact Ms. Sewell in the main office at our school.



Communication

Communication Folders

- Check and send your child's green folder to school every day.



□ Keeping in Contact

- - Use the email address from the school website or provided by your child's teacher (@mcpsmd.org).
- - Understanding that time is limited and valued. You should receive a response to emails within 2 days. Please send us another email if you don't hear from us...sometimes we make mistakes!

Frequently Asked Questions

- **Breakfast:** Your child can buy breakfast at school and eat it in their classrooms.
- **Lunch:** Your child can bring a lunch box (labeled), or buy lunch at school.
- **Snack:** please send an individual snack (separated from lunchbox), so your child can eat it during the afternoon. (crackers, grapes, apples, etc).

Our classrooms are NUT FREE.

Frequently Asked Questions

- **Extra set of clothing labeled in a bag (accidents can happen!)**
- **A labeled water bottle for your child (NO GLASS).**
- **School supplies labeled with your child's name. Please send them during the second week of school (September 3rd).**


Self Help Skills to Practice Independence

- Tying shoes
- Zipping your coat, backpack, lunchbox
- Buttoning and zipping pants
- Bathroom independence
- Recognizing name
- Opening food/drink containers
- Following directions from adults



How will your child get HOME from school every day?

IF THE FIRST DAY DISMISSAL IS DIFFERENT, PLEASE SEND AN EMAIL TO THE TEACHER AND OR CALL THE MAIN OFFICE



Thanks!

Questions?