

# Dolphin Pod Post

Dr. Charles R Drew Elementary School



## Upcoming Dates

March  
Pennies for Patient

3/19  
Career Day (a.m.)

3/27  
Early Release Day

3/31  
Class Photos

3/31  
PTSA Meeting 7PM

April 6 - 13  
SPRING BREAK!

## Reading & Writing

Welcome to our next unit of study, "Holidays and Celebrations." We are beginning our seventh unit in the Benchmark Advance program. As with the previous units, I am providing activities you and your child can do together at home to build on the work we're doing in class. In this unit, your child will read a variety of genres about holidays and celebrations around the world. For example, in the poem "Happy Birthday, USA," students discover how we celebrate our nation's birthday while in the informational text "The First Thanksgiving," they contrast a modern-day Thanksgiving celebration with the first Thanksgiving.

We look forward to this fascinating unit, exploring the many different types of holidays honoring people and events. Your children will enjoy discovering the history behind familiar holidays they celebrate every year.

## Math

In math this month we will be learning how to decompose numbers in more than one way (for example the number 5 can be a combination of 4 and 1 or 2 and 3). We will begin exploring the attributes of 2D and 3D shapes. We will explore the idea that shapes make up the world around us. We will also spend some time solving addition and subtraction word problems. All of these skills will help us build fluency in addition and subtraction facts within 5.

## Science & Social Studies

In science we will be learning about how animals move. We will apply this knowledge and better understand how objects move. In social studies we will be learning about jobs and what is required to fulfill those jobs. We will also be learning about human and natural resources. We will understand what goods are, how they are produced and how they are acquired.

## We're going to the Zoo!

We will be going on a field trip to the Smithsonian National Zoo on Friday May 22. Be sure to look out for a letter and permission slip with all the information and details in your child's blue folder. Parents! We will need chaperones for this field trip, if you are able to come with us on this trip, please let your child's teacher know. In order to chaperone you must have completed the required MCPS volunteer training before you can attend this field trip <https://www.montgomeryschoolsmd.org/childabuseandneglect/#Volunteer> We will not be able to take anyone with us, who has not completed this training. Thank you!

# Dolphin Pod Post

Dr. Charles R Drew Elementary School



## Holidays and Celebrations

In this unit, we'll read and compare selections about different holidays and celebrations around the world, and think about the question "Why do we celebrate people and events?" Here are some activities designed to continue the conversation about holidays and celebrations, to build on the skills and concepts your child is learning in school.

### Topic Connection

#### Celebrations Then and Now

Have your child interview an older relative, such as a grandparent, or an older friend or neighbor about his or her favorite holiday. In preparation for the interview, help your child to come up with at least three questions to ask, such as *What's your favorite holiday? Why is it your favorite? How did you celebrate the holiday when you were a child?* After the interview, encourage your child to compare and contrast how the person celebrated the holiday as a child with how you celebrate it today.

### Vocabulary Connection

#### Match Up

Your child is learning words related to holidays and celebrations. Prompt your child to select one of the holidays they read about, including **Earth Day, Independence Day, Martin Luther King Jr. Day, Presidents' Day, Thanksgiving, or Veterans Day**. Then visit your local library to explore books about the holiday your child selected. Point out and discuss words they are learning in school that are related to that holiday, such as **speeches, civil rights, American Revolution, enslaved, equal, holidays, honor, president, veterans, believed, helped, lived, saved, jobs, nation, patriotic, celebrate, remember, thankful**.

### Comprehension Connection

#### Solve It!

In one of the selections we'll be reading in class, students learn how Thomas Edison solved problems with his inventions. Identifying problems and solutions in a text is an important reading skill. Together with your child, brainstorm inventions that you use every day, such the refrigerator, bus, alarm clock, etc. Then discuss what problem each invention solves.

### Phonics Connections

#### I Spy a Sound

In this unit, your child is reading words that have the short *i* sound, as in **win**. Play I Spy a Sound by encouraging your child to identify words he hears or sees during the day that make the short *i* sound.



# Dolphin Pod Post




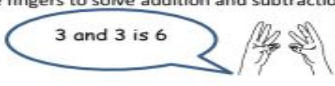
Dr. Charles R Drew Elementary School



## Kindergarten Mathematics Newsletter

Marking Period 3

MT	Concepts by Measurement Topic (MT) Students will...
Counting and Cardinality	<ul style="list-style-type: none"> <li>count to 100 by ones.</li> <li>compare <b>quantities</b> (amounts): use the words <b>more/greater</b>, <b>less/fewer</b>, or <b>equal to/same as</b>.</li> <li><b>represent</b> numbers in different ways: written form, pictures, objects, ten frame.</li> <li>count objects arranged in a circle, or scattered arrangements.</li> <li><b>count on</b>: continue counting forward from a number other than 1.</li> </ul> 
Operations and Algebraic Thinking	<ul style="list-style-type: none"> <li><b>decompose</b> numbers: break apart a whole set to make two sets (e.g., 4 bears are 3 bears and 1 bear).</li> <li>act out <b>story problems</b>: use objects to act out addition and subtraction word problems (e.g., There are 5 cats in the room. 3 cats leave to eat. How many cats are left?).</li> <li>represent addition and subtraction with objects, fingers, and drawings.</li> <li><b>add</b> and <b>subtract</b> within 5.</li> </ul> 
Geometry	<ul style="list-style-type: none"> <li>identify and describe a <b>2D (flat) shapes</b>: circle, square, triangle, rectangle, hexagon.</li> <li>identify and describe <b>3D (solid) shapes</b>: cone, cube, cylinder, sphere.</li> <li>compose shapes to form larger shapes.</li> <li>use <b>position words</b> to describe the location of a shape: <b>above, below, next to, beside, in front of, behind</b></li> </ul>

Learning Experiences by Measurement Topic (MT)		
MT	 In school, your child will . . .	 At home, your child can . . .
Counting and Cardinality	<ul style="list-style-type: none"> <li>count by ones to 100.</li> <li>count on from a number other than 1 within 31.</li> <li>write numerals 0 to 20.</li> <li>count objects in a circle to 20, and in a scattered arrangement to 10</li> <li>identify one more within 20 and one less within 20</li> <li>quickly recognize amounts on a ten frame</li> </ul>	<ul style="list-style-type: none"> <li>practice counting to 100.</li> <li>play a counting on game (e.g., pick a number greater than 20, and count forward).</li> <li>count objects in different arrangements.</li> <li>count how many socks and then ask, "What is one more?".</li> <li>count how many shoes and then ask, "What is one less?".</li> </ul> 
Operations and Algebraic Thinking	<ul style="list-style-type: none"> <li>decompose (break apart) a set of blocks into two smaller sets.</li> <li>act out story problems, represent with objects, drawings, and fingers.</li> <li>add and subtract up to 5.</li> </ul>	<ul style="list-style-type: none"> <li>fill a cup with a set amount of objects (e.g., buttons, blocks, cotton balls) then spill the cup and break the objects into two sets, tell how many there are in each set and how many there are altogether.</li> <li>act out a story problem created by an adult (e.g., There are four children on the playground, one more child comes to play. How many children are on the playground?).</li> <li>use fingers to solve addition and subtraction problems.</li> </ul> 
Geometry	<ul style="list-style-type: none"> <li>describe and compare the sides and corners of a square, triangle, rectangle, hexagon, and circle.</li> <li>describe and compare the sides, corners and shapes of a cube, cylinder, cone, and sphere.</li> <li>create 2D and 3D shapes with a variety of materials.</li> <li>describe the location of shapes using position words.</li> </ul>	<ul style="list-style-type: none"> <li>go on a shape hunt around your house and identify shapes as 2D or 3D.</li> <li>draw 2D shapes.</li> <li>use play dough to create 3D shapes.</li> <li>draw a picture using shapes. Describe the picture using position words to tell the location of the shapes.</li> </ul>