

Welcome to Chromebooks!



What is a Chromebook?

- **Laptop**
- **Starts up in seconds**
- **Log in with a username & password for your account**
- **Needs the internet**
- **Has apps**



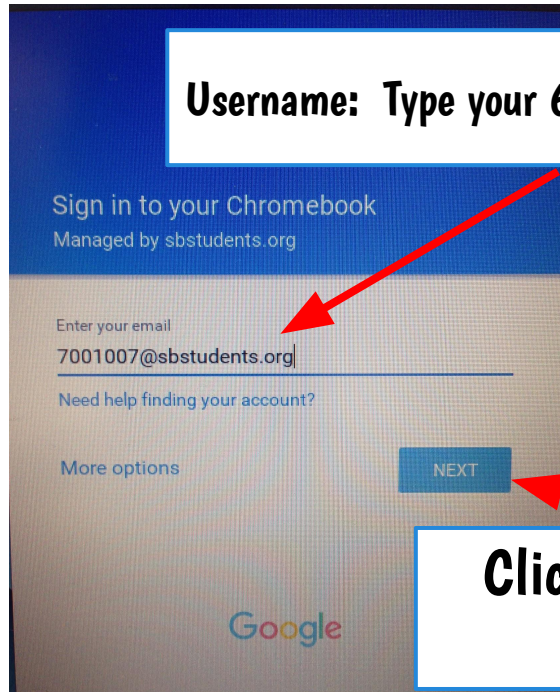
Turning It On



**Open the lid.
The Chromebook
will power on
automatically.**

The Sign in Screen

This is where you will log in to your account.



Sign in to your Chromebook
Managed by sbstudents.org

Enter your email
7001007@sbstudents.org

Need help finding your account?

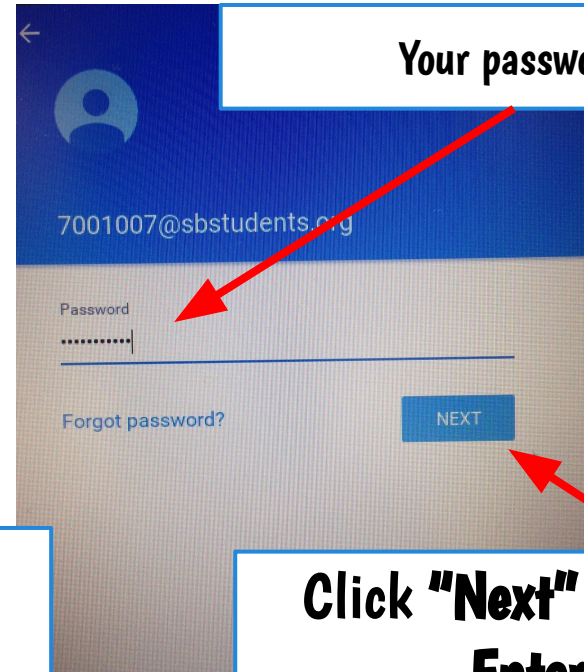
More options

NEXT

Google

Username: Type your 6 digit number

Click "Next" or push Enter



7001007@sbstudents.org

Password
.....

Forgot password?

NEXT

Your password

Click "Next" or push Enter

Chromebook Desktop

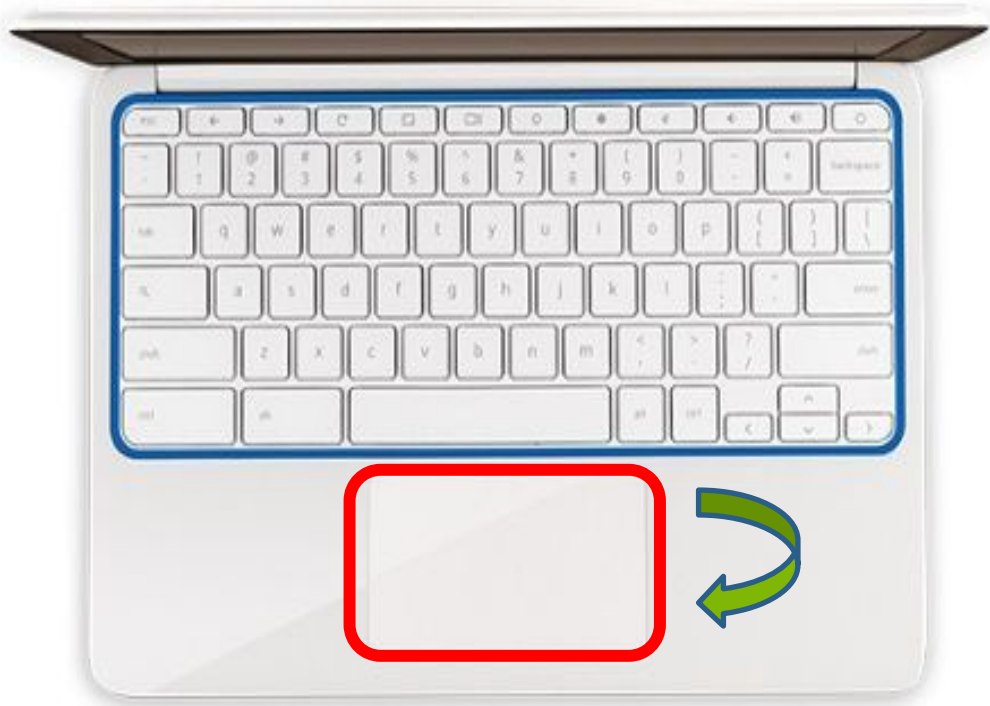
Search Tool or App Launcher
(click here to search or for apps)



Chrome Browser
(click here for Internet)




Using the Trackpad



Moving the Cursor:
Move your finger
across the touchpad.



Using the Trackpad



Clicking a Link:

Place the cursor over the link and press down on the lower part of the trackpad or quickly tap the trackpad.



Using the Trackpad





Scrolling:

Place two fingers on the trackpad and move them up and down or left and right.



Using the Trackpad




Highlighting Text:

Click on the first letter of the text to highlight.

Using a second finger, drag the cursor to the end of the text.

Using the Trackpad



Right Clicking to Open the Command Menu:
Click the trackpad once with **two** fingers or hold down **ALT** and **click**.



Using the Trackpad



Web Page Navigation:
Quickly move two fingers
left or right to go
backward or forward on
web pages



Using the Trackpad



Tab Switching:
You can also swipe left or right with three fingers to move from tab to tab.


[Trackpad Gestures At-A-Glance](#)

How Do I Change the Volume?

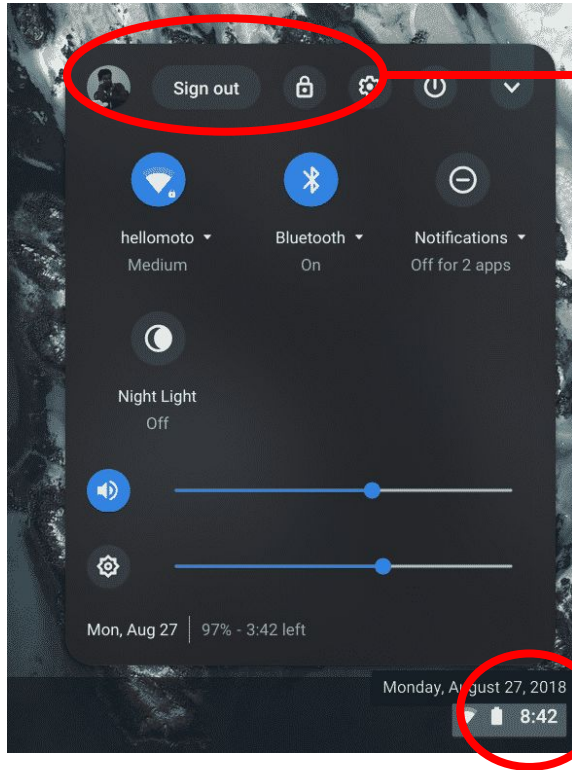
Mute

Softer

Louder



Signing out



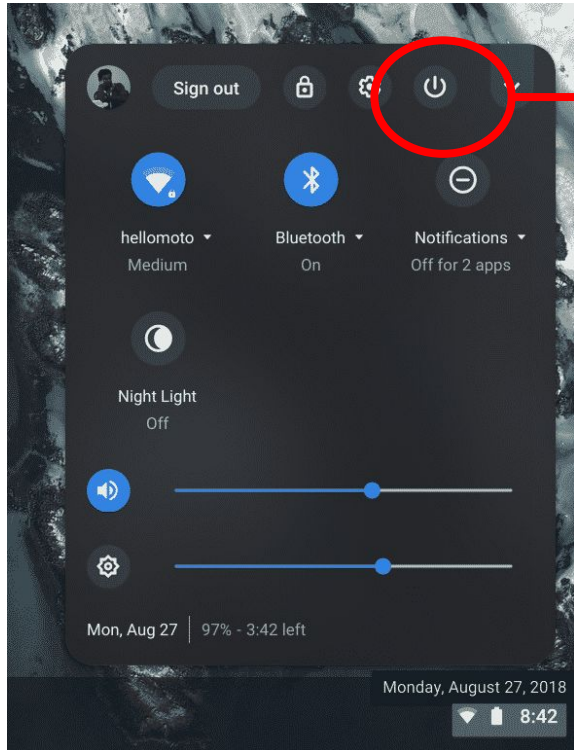
2nd

1. **Click in the bottom right corner.**

2. **Click sign out at the top.**

1st

Shutting Down



1. Hold down the power  button on the keyboard.

OR

2. Click on the power  button at top left.

3. Wait for the screen to turn black and the light on the keyboard to turn off.