

The Writing Process

Created by: T. Regnault
Created on: 04/05


- ✓ Prewriting
- ✓ Drafting
- ✓ Revising
- ✓ Editing
- ✓ Publishing



Publishing

Created by: T. Regnault
Created on: 04/05

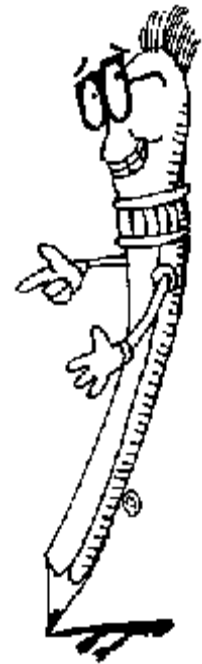
- ✓ Give your story a title.
- ✓ Draw pictures of your story.
- ✓ Make your story into a book.
- ✓ Share your work.



Drafting

Created by: T. Regnault
Created on: 04/05

- ✓ Choose one thing to write about.
- ✓ Write a story about it.
- ✓ Write ideas in sentences.
- ✓ Write an introduction and conclusion.
- ✓ Have a beginning, middle, and ending.
- ✓ Read your story to others and ask them questions about it.




Editing

Proofreading

Created by: T. Regnault
Created on: 04/05

- ✓ Correct spelling, grammar, and mechanics.
- ✓ Correct any other writing mistakes.
- ✓ Have someone check your work.
- ✓ Neatly rewrite your story to make a final draft.




Prewriting

Getting ready to write

Created by: T. Regnault
Created on: 04/05

- ✓ Choose a topic.
- ✓ Think about what you like to do or what you know about.
- ✓ Gather and organize ideas.
- ✓ Make a list of what you thought of.
- ✓ Ask others what they want to know about the things on your list.
- ✓ Decide the form and purpose.



Revising

Improving your draft

Created by: T. Regnault
Created on: 04/05

- ✓ Think about what others said.
- ✓ Change your story to make it better.
- ✓ Make the meaning clearer.
- ✓ Check topic sentences.
- ✓ Check sequence.
- ✓ Rewrite and add your changes.

