



ALBERT EINSTEIN HS

LIFE AFTER


HIGH SCHOOL

A Must Read For All Rising Seniors



The College Application Timetable

Don't worry about the year date - the timeline remains the same!

 Did you know? Students who visit a highly selective college campus are up to 40% more likely to be accepted to that school.	Spring of Junior Year	Summer before Senior Year	Fall of Senior Year	Winter & Spring of Senior Year & Beyond
Visit College Campuses and Attend College Fairs	ongoing			
Register & Study for SAT	2021/2022 SAT test dates			
Register & Study for ACT	2021/2022 ACT test dates			
Finalize College List 3 reach, 3 target, 3 likely	Use Naviance college research tools to identify colleges that are the best match & fit.			
Apply to College	Many colleges begin accepting applications starting on August 1st . **Check college admissions websites for specific deadlines**			
Request Recommendations and Transcripts	Beginning August 1st , use Naviance to request transcripts and teacher letters of recommendation. **Talk to teacher recommenders <u>in person</u> before submitting your recommendation request in Naviance**			
Complete the FAFSA (Free Application for Federal Student Aid)	Submit FAFSA starting on October 1st **check college websites for more info. on financial aid deadlines**			
Apply for Scholarships	Scholarship applications can be due as early as September **Check scholarship websites for specific deadlines**			
Commit to a College	Students must commit to a college on or before National Decision Day, May 1st			

Please note: Students **DO NOT** have access to add schools to "List of schools I'm applying to." **ONLY** Ms. Malner has access to do this. She gets your list of schools from your completed Google Form.

Also: Students request transcripts from their completed Google Form, not from Naviance.

The College Application Checklist

Student Checklist

Parent or Guardian Checklist

Spring - Summer

Visit College Campuses and Attend College Fairs

Engage with admissions reps in-person, over the phone, and through email.

Work with your student to plan spring & summer visits to the colleges they are most interested in.

Register & Study for SAT

Go to www.collegeboard.org to register for the spring SAT. You can always take it again in the fall if you want a better score.

Talk to your student about paying for the SAT (\$50-65). Register early to avoid paying an extra \$30 late fee.

Come up with a study plan and stick to it!

****fee waivers are available****

Register & Study for ACT

Go to www.act.org to register for the spring ACT. You can always take it again in the fall if you want a better score.

Talk to your student about paying for the ACT (\$52-68). Register early to avoid paying an extra \$30 late fee.

Come up with a study plan and stick to it!

****fee waivers are available****

Finalize College List
3 reach, 3 target, 3 likely

Carefully consider the criteria you are looking for in a college and the admissions requirements for each school to finalize your college list and which deadlines you want to shoot for.

Talk to your student about where they are planning to apply and what criteria matters to them most.

****Use Naviance & college websites to help you make informed decisions about where to apply.****

The College Application Checklist



Did you know? You are twice as likely to get into a college if you apply for Early Action rather than Regular Decision.

Student Checklist

Parent or Guardian Checklist

Fall - Winter

Apply to College

- Refer to college admissions websites for more information on how to apply. Most colleges begin accepting applications on **August 1st**

- Talk to your student about how to pay for college application fees. Fees can range from \$25 to \$90 per application.

****fee waivers are available****

Request Recommendations and Transcripts

- Speak to teachers directly to find out what they require in order to provide you with a written recommendation
- Use Naviance to request ALL letters of recommendation and transcripts for colleges you are applying to.

Complete the FAFSA (Free Application for Federal Student Aid)

- Go to <https://studentaid.gov/h/apply-for-aid> to learn more about the FAFSA.
- Submit your FAFSA application as early as **October 1st**.

- Parents and guardians should go to <https://studentaid.gov/apply-for-aid/afsa/filling-out> to identify what financial information is needed to complete the FAFSA successfully.

Apply for Scholarships

- Use resources like the Naviance Scholarship Search to find out which scholarships you're eligible for.
- Apply well in advance of scholarship deadlines.

- Discuss finances with your student. Let them know if there is a "financial gap" between the costs of college that would not be met by household contributions + federal financial aid. How much will the student need from other sources in order to attend college?

Commit to a College

- College Decision Day is **May 1st** but many colleges would like you to commit earlier!

- Talk to your student about each college they are accepted to. Is it a good fit for them? Academically? Culturally? Financially? Help them make their final decision.

Compare the ACT and SAT tests

- ACT includes a Science section
- SAT includes one SAT Math Section on which you may not use a calculator

	SAT	ACT
Why Take It	Colleges use SAT scores for admissions and merit-based scholarships.	Colleges use ACT scores for admissions and merit-based scholarships.
Test Structure	Reading Writing & Language Math	English Math Reading Science Reasoning Essay (Optional)
Length	3 hours	2 hours, 55 minutes (without essay) 3 hours, 40 minutes (with essay)
Reading	5 reading passages	4 reading passages
Science	None	1 science section testing your critical thinking skills (not your specific science knowledge)
Math	Covers: Arithmetic Algebra I & II Geometry, Trigonometry and Data Analysis	Covers: Arithmetic Algebra I & II Geometry, Trigonometry, and Probability & Statistics
Calculator Policy	Some math questions don't allow you to use a calculator.	You can use a calculator on all math questions.
Essays	None	Optional. The essay will test how well you evaluate and analyze complex issues.
How It's Scored	Scored on a scale of 400-1600	Scored on a scale of 1-36



COLLEGE ADMISSIONS OPTIONS

There are several college admission options. Please become familiar with each of them prior to submitting your college application. Regardless of the option you choose, it's best to submit your application(s) by Thanksgiving. This will give you the best chance for admissions and the most opportunities for getting scholarships and other financial aid.



Some schools have deadlines specific to their school (ED 1, ED 2, Priority Etc...) Please check with your school.

EARLY DECISION

A plan in which a student applies in November and learns of the decision in December or January. This is suggested only for students who are academically very strong, know positively which college they want to attend, and agree to matriculate to the school that accepts them early. This is a **BINDING AGREEMENT**. You may only apply to ONE school Early Decision.

EARLY ACTION

This differs from early decision in that students are not required to accept admission or withdraw other applications if accepted by the college early. Students may apply to more than one college early action.

REGULAR ADMISSION

The process by which students apply by published deadlines, with promise of receiving an admissions decision no later than April 1 of their senior year.

ROLLING ADMISSION

A program in which applications are evaluated upon receipt and applicants are notified quickly of the admission decision (3-4 weeks). Applications are considered until spaces are filled. Submitting your college application early is encouraged.

TRANSCRIPT REQUEST PROCEDURES 1 OF 2



Before Requesting Your Transcript.....

Complete your ***Self Reflection*** questions in Family Connections by June 1, 2023. Your counselor will use this self-evaluation to write your recommendation letters.

Complete the “***Applying to College Electronically***” steps - outlined on next slide.

Send SAT or ACT scores to the schools that require them. Einstein **DOES NOT** send your test scores.



Minimum of 4 Weeks Before Your Application Deadline.....

Request transcripts by completing the Student Transcript Request Google Form. [Form linked here.](#)

Request recommendations from your teachers in person and through Naviance. [How To video linked here.](#)

If your transcripts are mailed, your teacher will also need to mail your letter of recommendation. It's a courtesy to provide a self-addressed envelope with the correct postage.

Follow up with a thank you note after the letter is written.

TRANSCRIPT REQUEST PROCEDURES 2 OF 2



Minimum of 4 Weeks Before Your Application Deadline.....

If your transcript needs to be mailed:

Transcript fees: There is no charge for the first five transcripts sent by Einstein. For official/mailed transcripts: students are required to provide a stamped, 10 X 11 envelope. Most mailed transcripts require three 1st class stamps. **

[Link to pay for extra transcripts](#)

** For any school you apply to that requires mid-year and final transcripts be mailed, you MUST provide a 4 x 9 envelope with one 1st class stamp in order for the counseling office to send.



Other Important Information.....

MID- YEAR transcripts will be sent in mid-February.

FINAL transcripts will be sent mid-July.

If you took college level courses at Montgomery College while in high school, ask MC to mail your college transcript to the school you plan to attend.

APPLYING TO COLLEGE ELECTRONICALLY



Transcripts, recommendations (both counselor and teacher), school reports and the school profile will be sent electronically. We will continue to mail the same information to colleges that do not accept electronic files.

Students must first add schools to the common application before forms can be sent.

Naviance is a great place to research colleges, sign up for college visits, look for scholarships and view how Einstein graduates fared at getting accepted into specific colleges.

Follow the steps on the following slides to apply to college electronically.

STEP 1

Log into Naviance/Family Connections: There is a direct link to Naviance Family Connections on the Counseling Services home page and from your Google Waffle [Or use the link here.](#)

At the far right of the Counseling Services web page, look under the heading; College/Scholarship Information. Naviance Family Connections is the last link listed. Your login and password are your student ID.

Students (and parents) will receive important information, via email, concerning college open house dates, scholarship opportunities and other important senior year information via Family Connections. It is VERY important that we have your most updated email address (students and parents).

STEP 2

Match Common App and Naviance accounts. Even if your college is not a Common App school, you still **MUST** complete this step! We cannot send any transcripts or recommendations until you have completed this step. [How to video linked here.](#)

You **MUST** have a Common Application, (whether the school you are applying to uses the Common Application or not.) [Link to Common App here.](#)

The email address in Naviance **MUST** match the email address used to create your Common App Account in order to complete the matching step.

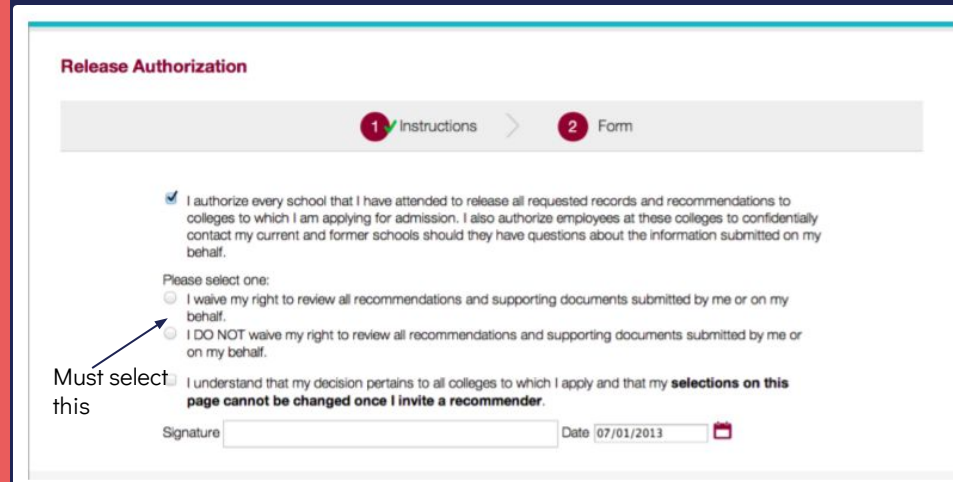
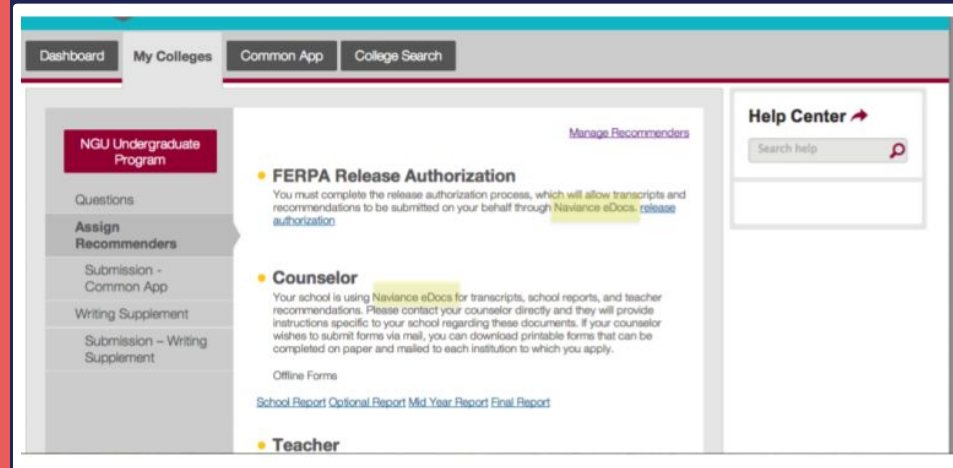
DO NOT USE YOUR SCHOOL EMAIL ADDRESS!

STEP 3

Complete the FERPA Waiver in the Common Application.

Once you have created a Common Application Account (whether the school you are applying to uses the Common Application or not) and click on the “College Search” tab to add your colleges to the common application.

Next, on the common application, click on the “My College” tab, then on the left hand side click “Assign Recommenders” then the FERPA Release Authorization will show as the first item on that page. Click the blue text under the FERPA RELEASE AUTHORIZATION to complete the FERPA Waiver.



SELF REFLECTION QUESTIONS



It is important that you answer each question fully and completely. The more information you provide, the more complete your recommendation will be. Directions to locate the Self Reflection questions are on the following slides.

1

Naviance | Student

Home Courses Colleges Careers About Me My Planner

Welcome, Alexandra!

Select "About Me"

Search for Colleges Type a college name SEARCH

No Welcome Message is available at this time. Read more

My Favorites

- COLLEGES I'm thinking about
- COLLEGES I'm applying to
- COURSES I'm thinking about
- CAREERS AND CLUSTERS I'm thinking about

3

Naviance | Student

Home Courses Colleges Careers About Me My Planner

Welcome, Alexandra!

Select "Surveys Not Started"

Search for College: Type a college name SEARCH

My Surveys

- Surveys In progress
- Surveys Completed
- Surveys Not Started

No Welcome Message is available at this time. Read more

My Favorites

- COLLEGES I'm thinking about

2

Naviance | Student

Home Courses Colleges Careers About Me My Planner

Welcome, Alexandra!

Select "My Surveys"

Search for College: Type a college name SEARCH

No Welcome Message is available at this time. Read more

- ABOUT ME Home
- ALEXANDRA SERPAN My Account
- My Stuff
- My Assessments
- My Surveys
- Postsecondary Plans
- COLLEGES I'm thinking about

4

My Surveys

Filter by

Not started

Select "Self Reflection Questions"

End of the Year NOT STARTED

Self Reflection Questions NOT STARTED



SELF REFLECTION QUESTIONS

Describe specific extracurricular activities (including jobs) in which you have participated (in the US or another country). Include positions held, leadership, service, sports, arts, etc. What role did you play and how were others influenced by you?

Describe awards/honors received, academic, athletic, etc.

Tell about an important aspect of high school; SSL Hours/project, a specific teacher, class, moment, something that has positively or negatively impacted you and what you learned.

What three qualities would you use to describe yourself and why? For example, (but not limited to): hard working, persistent, good listener, patient.

What are you passionate about and how does it relate to what you want to study in college?

In reviewing your transcript (grades), is it a fair evaluation of you as a student? Why or why not? Is there anything you would like to explain to colleges in order for them to put your grades in appropriate context?

Tell about an event that has shaped your life, or tell about an obstacle you have overcome.

Did your parents receive a diploma from a college in the United States?

What pronouns do you use?

Is there anything else you would like me to be sure to include in my letter?



Questions about the SAT/ACT?
Questions about the FAFSA?
Questions about Scholarships?
Questions about MC or the Accuplacer?
Questions about College Visits and Admissions
Representative Visits?
Questions about Essay Writing Workshops?

Contact...

Maripat Moloney-Johnston
College and Career Coordinator

maripat_moloney-johnston@mcpsmd.org

