







# SSIMS Traffic Loop User Guide

This document was developed to help orient and clarify procedures for dropping off and picking up students at SSIMS. PLEASE NOTE: adjustments may be made overtime as the traffic team at the school evaluates current procedures.

Drop Off Procedures			
<p>1. Enter the parking lot from Dale Drive.</p>		<p>2. Proceed to the front of the building.</p>	
<p>3. Students may be dropped off anywhere they have safe access to a sidewalk.</p>		<p>4. Students should move safely to the school. No one should walk through the middle of the parking lot.</p>	
<p>5. Once students have been safely dropped off, proceed to the exit.</p>		<p>6. You can ONLY TURN RIGHT onto Dale Drive when exiting the parking lot. Please be cautious of students using the crosswalk.</p>	

## Pick-Up Procedures

1. Enter the parking lot from Dale Drive.




2. Students should wait on the sidewalk near the old crosswalk to be picked up.



3. Drive  $\frac{3}{4}$  of the way around the parking lot to sit and wait.



4. There will be **three** lanes of traffic. The outer loop and inner loop will be for standing and waiting. The center loop should be for moving.



5. Once students have been safely picked up, proceed to the exit.



6. You can **ONLY TURN RIGHT** onto Dale Drive when exiting the parking lot. Please be cautious of students using the crosswalk and buses exiting from Schuyler Drive.

