

Parent Registration Process

Below are some helpful resources to assist parents/guardians with the online registration process that can be found on the [MCPS Athletics Website](#)

- [ParentVue Guide](#) - A "Quick Guide to ParentVue for Athletics" for parents/guardians when registering their students for athletics.
- [ParentVue Guide](#) - A "How to Guide" for parents/guardians for Getting Started with ParentVUE.pdf

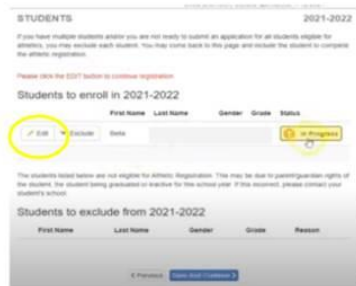
Common problem for parents during registration:

They come across the address not matching or in correct grade level – the only thing the parent can do is contact the school counselor / registrar. Once the school counselor / registrar fixes the issue, the parent then goes back in the registration and restarts the process.

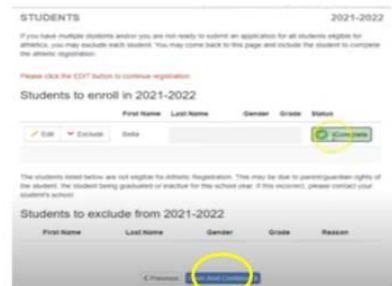
The second item is the parents stop at this page where it says “complete.” The parents need to follow the steps below to get to the page that says to “submit.”

Parent Side - Reminders

1. Parents need to click on “Edit” when it says “In Progress”

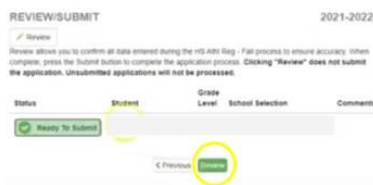


2. Parents need to click on “Save and Continue” when it says “Complete”



Parent Side - Reminders

3. Parents need to click on “Review” to make sure everything is correct



4. Parents need to click on “Submit” to finalize the submission

